

DR PSG

The compact drive for elevators with machine room in basement

Benefits at a glance

- Extremely compact motor adapts to existing building, so no structural changes required
- Very low noise generation
- Smooth ride experience and perfect levelling
- Robust and reliable
- Permanent magnet gearless machine for optimal energy: consumes up to 30% less than old geared drive
- Satisfies new safety standard EN81-A3

A new ride experience

Thanks to its electronically regulated motor, the DR PSG offers increased ride comfort, ensuring smooth starting and stopping. What's more, the drive creates no noise disturbance in either the car or the building itself.

Update your building standard

After 20 years of operation, elevator drive repair and maintenance costs increase disproportionately. Installing the DR PSG increases comfort for users while keeping availability high. Thanks to its compact design, it can be installed with minimal building adaptations.

Satisfy safety regulations

The DR PSG satisfies the new safety standard EN81-A3 regarding ascending overspeed and uncontrolled movement. It features a gearless drive with double brake system for safe travel and immediate stopping in any emergency, while the frequency regulated drive guarantees perfect levelling, eliminating the danger of tripping.

DR PSG in machine room



Controller and frequency converter



Traction pulley inside shaft

KT
Kits

AC
Accessories

CW
Counter-weights

SA
Safety

FI
Fixtures

CA
Cars

DO
Doors

MM
Mechanical material

CO
Controls

DR
Drives



Schindler

Schindler Modernization

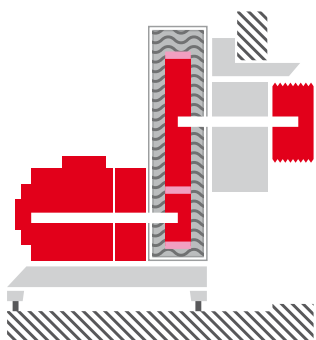
DR PSG Technical Highlights

High reliability

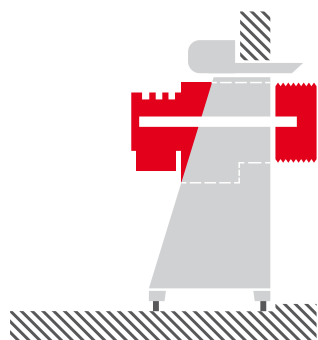
The roping system uses existing pulleys and cutouts eliminating the need for buildings adaptations – in doing so no effect on structural analysis applies. Keeping the existing elevator layout also eliminates the need to replace pulleys and structures in the shaft. Thanks to its compact design and adjustable machine frame, the DR PSG is easy to install in situations with a machine room below and very limited space.

Extended durability


Strong and simple construction is a key feature of the DR PSG. Using a gearless drive as opposed to a geared drive minimizes wear. The synchronous drive has a proven track record of robustness and reliability. Its machine frame has been designed to fit precisely into the existing layout and guarantees optimum load transfer, minimizing vibrations and ensuring perfect, long-term functionality.



Old geared drive

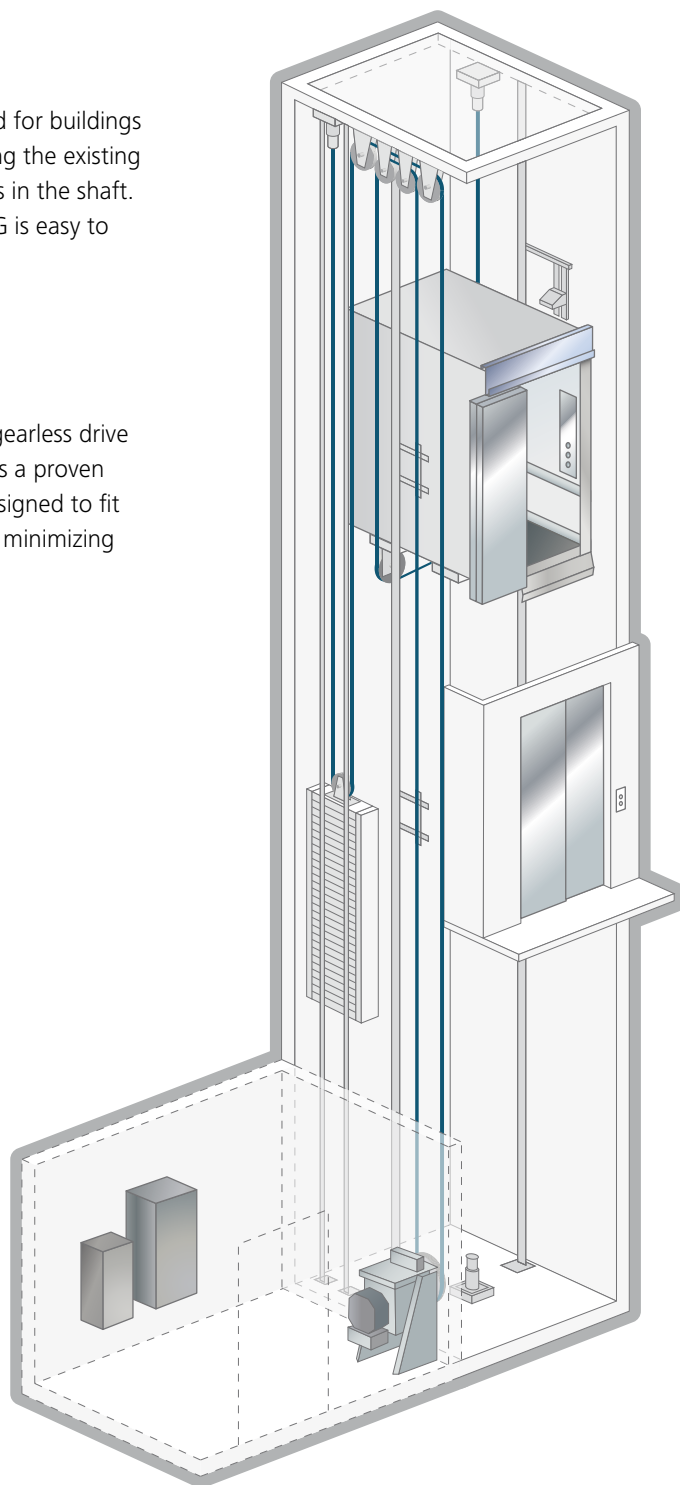


Gearless DR PSG drive



Green mobility

The permanent magnet gearless drive optimizes energy use and requires no lubricants, while its compact design ensures efficient use of materials.



Technical data

Nominal load (GQ)	320 kg to 1000 kg
Nominal speed (VKN)	0.63 m/s up to 1.0 m/s
Travel height (HQ)	up to 45 m
Drive type	Gearless technology
Drive system	Synchronous motor, closed loop frequency regulated (ACVF)

Schindler Management
PLM-MOD
Zugerstrasse 13
6030 Ebikon
Switzerland

Phone: +41 41 445 31 31
Fax: +41 41 445 39 11

www.schindler.com