



## Schindler PORT

The destination system that exceeds expectations for a smart, secure and personalized experience.



# Schindler PORT exceeds expectations

Schindler introduced destination technology more than 25 years ago. Our decades of experience has led to our industry leading Schindler PORT. Schindler's Personal Occupant Requirement Terminal—known as Schindler PORT—does more than just move riders from point A to point B. It provides the highest level of security, speed and personalization of any destination technology available, packaged in an up-to-date interface and sleek contemporary design that improves the building experience of tenants and visitors alike.

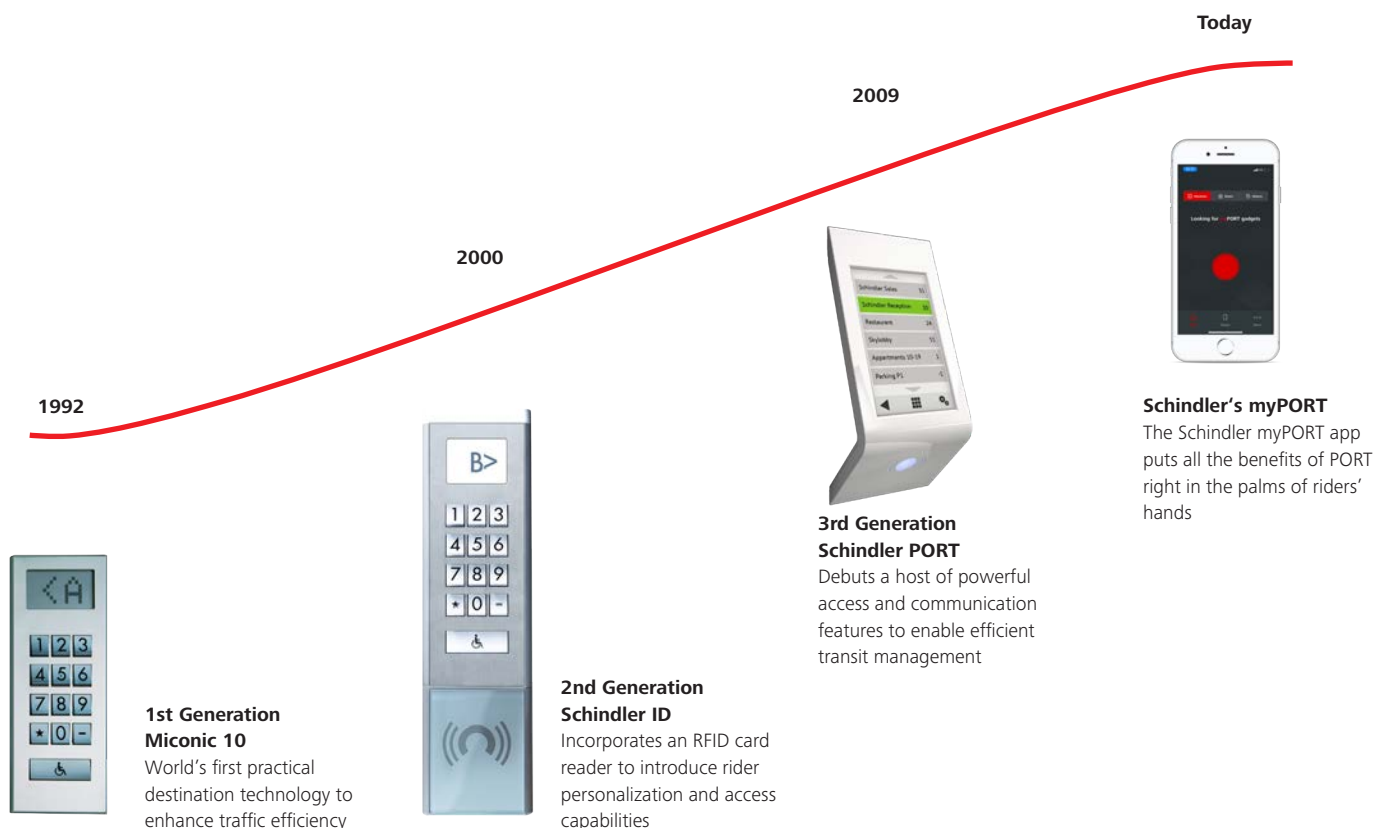
At its most visible level, Schindler PORT's highly advanced algorithm continuously reviews, learns and adapts traffic patterns to optimize building flow while providing unparalleled security and personalization that accommodates the specific needs of individual riders.

But behind the scenes, Schindler PORT gives building management the most intuitive and responsive tool available for collecting and analyzing traffic data, communicating with occupants and customizing the tenant experience.

In short, Schindler PORT integrates the building requirements of today with the passenger requirements of today and tomorrow, resulting in a dynamic connection between technology and the human beings it was created to serve.

This is Schindler's 3rd generation of destination technology. This is Schindler PORT. And it will exceed your expectations.

## The evolution of destination





# Personal Occupant Requirement Terminal



# Benefits at a glance

## A boost to traffic performance

Schindler PORT groups passengers by destination to provide the shortest possible trip for every rider, avoiding chaotic elevator runs and random, multiple stops.

## User-friendly operation

With Schindler PORT's universal card reader, a rider simply swipes a personal access card at the Schindler PORT terminal for an elevator car to be immediately assigned with an approved destination.

## Excellent personalized service

Schindler PORT can customize your journey, whether it be a special VIP trip, a streamlining patient transport or allowing for more approach time, longer door opening time or additional space for passengers with special needs.

## Enhanced building security

Floor access is defined by the building management through access cards or smartphones. Schindler PORT can also be integrated with turnstiles to further enhance building security.

## Combining beauty with discretion

A new standard LCD destination indicator can display multiple color combinations with as many as two 1" high letter/number combinations. Schindler PORT can also be programmed to display to public visitors only the open floors that are accessed without the use of an access card.

## Stylish touch screen design

In step with the latest design and tech trends, new Schindler PORT terminals feature touch screens that swipe (not scroll) and come in wall-mounted or pedestal-mounted versions.

## Flexible graphics

Schindler PORT includes a variety of standard graphic platforms that allow for superior flexibility and ease in updating as building requirements change.

## Modernization made easy

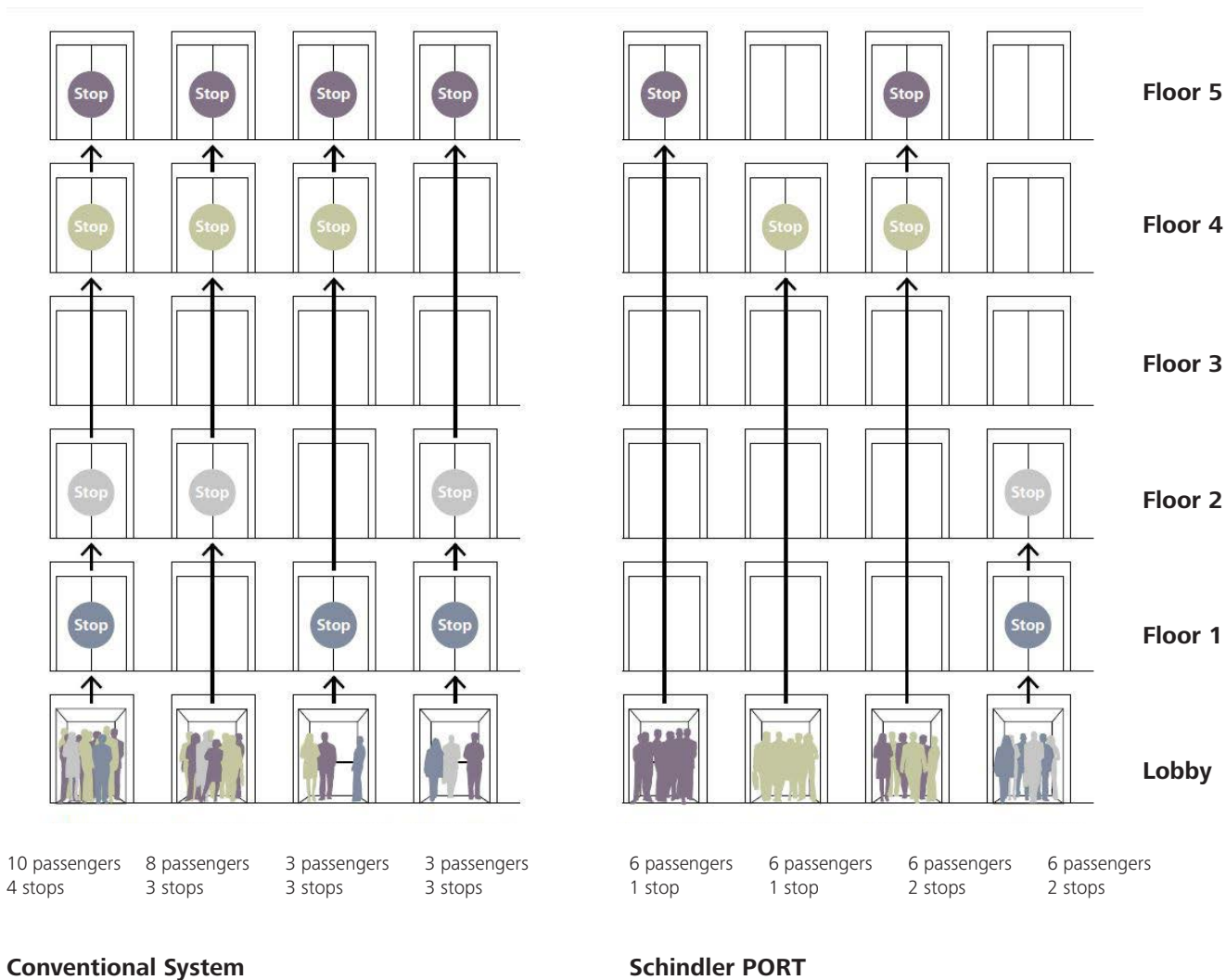
Whether it is the first step or only step, Schindler PORT converts conventional elevator controls quickly and easily with minimal downtime. This delivers all the features, functions, and benefits of Schindler PORT including improved performance, access control and personalization.

# A boost to traffic handling

## Optimizing building traffic flow

Riding on Schindler's 25+ years of experience pioneering intelligent destination technology, the advanced algorithm powering Schindler PORT fully optimizes the way elevators are assigned to take passengers to their destinations.

By selecting the destination floor before entering the elevator, passengers going to the same floor will be directed to take the same elevator. The system reduces the number of intermediate stops for each round trip, enabling the elevator to return to the main lobby sooner to collect more passengers.



# Enhanced security and access control

## Heightened peace of mind

Controlling elevator access is a vital part of a comprehensive approach to building security. The Schindler PORT brings a number of powerful control features that help curb unauthorized access within a building while preserving a smooth and contemporary experience for riders.


With Schindler PORT, elevator calls take place outside the elevator. This system enhances building security by helping assure riders have proper credentials before they board an elevator car.

## Pre-programmed operation

Elevator calls can only be made with pre-programmed access rights, with tenant and visitor access to floors defined by the building management. On each individual floor, Schindler PORT can be programmed to display only the other floors that riders are allowed to access.

## Turnstile integration

Schindler PORT can be integrated with any barriers or turnstiles to further enhance building security. Schindler PORT can provide aesthetically pleasing instruction screens. Access credentials are verified at the turnstile when riders swipe their personal access cards at the Schindler PORT terminal.



Schindler PORT plays a significant role in enhancing building security. The system brings a host of access control features to maximize vigilance in a building.

Schindler PORT can be integrated with turnstiles to further enhance building security. Schindler PORT can provide an aesthetically pleasing instruction screen, verify credentials, allocate elevators and communicate with riders.

# Unprecedented personalization

## **Designed for equal access**

Schindler PORT has been designed as an equal access system that remembers the specific needs of each individual rider. Once recognized through an ID card or smartphone, riders who need more time or room, or enhanced audible/visual cues, are easily accommodated.



By keeping in mind the specific requirements of each individual user, whether it is for more time, more space or a dedicated elevator for VIP access, Schindler PORT helps ensure every journey meets a rider's needs.

# A powerful building interface



## portOS

portOS is Schindler PORT's interface with the building, bringing behind-the-scenes communication to a whole new level. The Schindler PORT display has a variety of standard graphic templates that can be customized on-site by Schindler to meet the unique needs of your building.

## Flexible card readers

Schindler PORT terminals accept all types of identification media, from fobs and key-cards to ID badges.



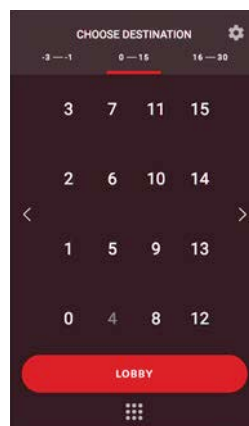
### List View

- > Scrollable list view
- > Space for floor information



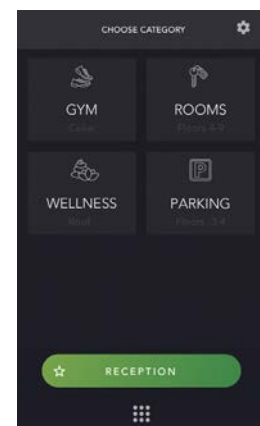
### Tiles View

- > Big tiles to maximize readability



### Panel View

- > Display up to 20 floors per page on Schindler PORT 1



### Category View

- > Two-click interface with grouped floors



# An effective tool for building management

## Visitor management

Schindler PORT offers a simple and effective integrated solution to allow visitor access within a building or to modify access for existing tenants. Access cards for building tenants and visitors can be conveniently programmed in seconds at the reception or concierge desk.

## Real-time security

The use of access cards allows management to track movements for security purposes on a real-time basis.

## Fire emergency service mode

In the event of a fire emergency, Schindler PORT can be used for valuable communication feedback. The Schindler PORT terminals are pre-programmed to display clear instructions to tenants approaching the elevator lobby on each floor. Once fire service is activated, the pre-programmed message is displayed on all Schindler PORT terminals in the building within seconds.

## Occupant Evacuation Operations (OEO) for new buildings

With Schindler PORT, new building designs can now use a combination of elevators and stairs to address the needs of emergency responders and occupants, ensuring higher levels of safety for everyone. For buildings designed to OEO standards, Schindler PORT (when in OEO mode) will automatically move tenants on higher floors to the first safe lower floor for discharge, making multiple trips in rapid succession.

## Increased floor space

By using Schindler PORT's OEO capabilities, new buildings can eliminate an additional exit stairwell, giving building owners the opportunity to configure that footprint for other uses or increase rentable space.



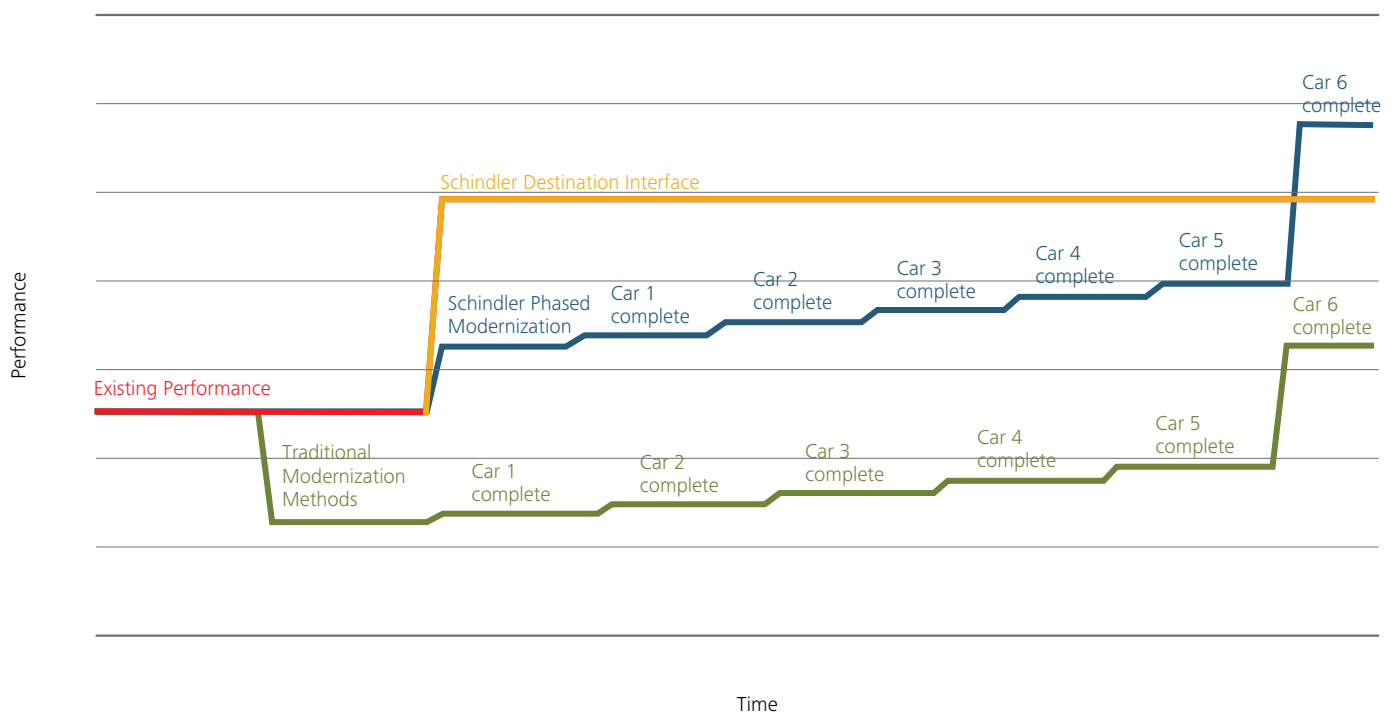
# Modernization made easy

Buildings of any age can be updated to modern standards with a Schindler PORT Destination Interface installation. This installation can quickly and easily convert virtually any brand of conventional controls to the Schindler PORT destination technology, providing immediate performance improvements and personalization benefits, with minimal downtime.

This means when Schindler PORT is installed at the beginning of a modernization total elevator bank performance can be as good as the older system even with one car out of service while it is being modernized.

A Schindler PORT upgrade can be implemented as the first step of a more comprehensive modernization of older technology, enabling buildings of any age to compete with new construction. These upgrades have been successful around the globe on almost every type of control.

## Elevator performance comparison



# Schindler myPORT: An innovative smartphone application

Schindler's myPORT smartphone application delivers greater security and a whole new way for people to interact with their environment.

Schindler myPORT allows users to gain access to any building where Schindler PORT has been installed and where access credentials are verified. The level of the access available is dependent on the rider's pre-determined access to the particular building entered.

## **Multi-level security**

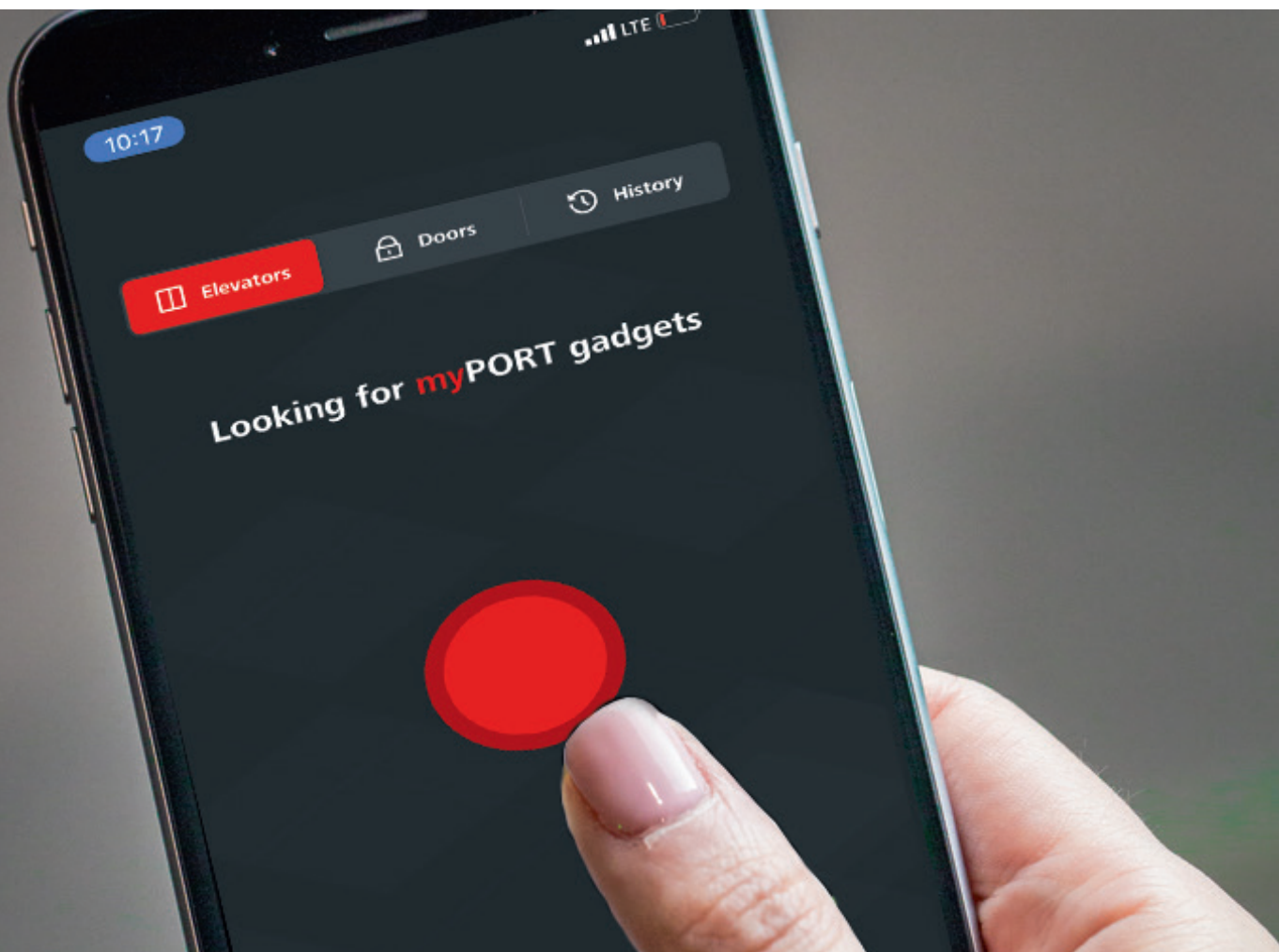
When the Schindler myPORT application is installed on a rider's smartphone, it seamlessly connects via wireless technology when the rider enters the building and is activated as part of an automatic multi-level security check.

The occupant can then gain entry to the building by simply using their PIN or fingerprint to unlock their phone and then scan it at a Schindler PORT terminal to be assigned an elevator.

## **Easy visitor access**

Schindler myPORT also has an option that allows users to send special authorization codes via SMS text messages to grant temporary access rights to building visitors.

With Schindler myPORT, life in general is made much more convenient, all capable without removing the smartphone from a pocket.



A building tenant gains entry into a building, and is assigned an elevator, by presenting their myPORT equipped smartphone to the Schindler PORT terminal.

# Wide range of applications

Schindler PORT can fit any new or existing building, be it a high-rise office building, a mixed-use complex, a luxury residence, a hotel or a hospital.

## Offices and commercial buildings

- Exceeds expectations in traffic and energy efficiency
- Enhanced building and tenant security
- Seamless, contemporary and personalized tenant experience
- Swipeable touchscreen allows for easy rider navigation
- Its highly advanced universal card reader recognizes almost all forms of ID media to meet the needs of tenants today and in the future

## Hotels

- Enhanced traffic performance during peak hours
- Higher productivity. Schindler PORT moves hotel staff more efficiently, so they can quickly attend to guests
- Exclusive guest experience. Avoids awkward situations where multiple guests struggle with inserting key-cards for access inside the elevator
- Enhanced security. Elevator access is determined in the elevator lobby, depending on pre-programmed access rights
- Seamless, one-card access through integration with a room key registration system
- Freedom of elevator lobby terminal design







## Hospitals

- Improved elevator efficiency helps staff, patients and visitors move quickly and seamlessly
- Schindler PORT system can allocate more elevator space or extend the time elevator doors remain open for the transfer of patients and equipment
- Helps ensure only approved staff and visitors can access secure floors
- Individual elevators can be assigned for gurney transport for discreet, direct floor-to-floor accommodation to promote patient dignity and privacy
- Schindler PORT has the ability to designate elevators to separate the transport of clean and soiled equipment, supplies, food, linens or waste

## Residential buildings

- Enhanced building security as elevator calls are made outside the elevator with pre-programmed access cards
- Exceptional personalized experience as Schindler PORT recognizes the unique requirements of each building occupant
- Convenient visitor management interface
- Sophisticated, modern touch screen design



# Elegant design

## Ambient Light Sensor

Adjusts brightness level to ambient light condition to minimize power consumption

## High-Resolution Touch Screen

Displays clear information

## Proximity Sensor

Activates the system when an approaching user is detected

Schindler's PORT terminal combines inspired design with state-of-the-art technology complementing any building decor.

Available in wall- or pedestal-mounted versions, the PORT terminal features a 7", 480 x 800 pixel touch screen mounted above an RFID card reader.

## Fast Microprocessor

Low energy consumption, high computing power

## Card Reader

Uses radio frequency identification (RFID) technology to identify users



## Schindler PORT 1

Dimensions (WxHxD):  
4.96 × 11.41 × 3.30 inch



White Aluminum



Space Grey



Black Titanium

## Schindler PORT 1 Wide

Dimensions (WxHxD):  
11.26 × 11.54 × 3.23 inch



White Aluminum



Space Grey

## Schindler PORT 4

Surface or flush mounted

Dimensions (WxHxD):  
5.04 × 18.9 × 0.90 inch



White Aluminum



Space Grey



Black Titanium



Black Titanium

For more design options, please contact our sales representatives.





# Schindler – We Elevate

For more information, including the location of the Schindler office nearest you, please visit:

U.S. Headquarters. Morristown, New Jersey  
Tel. 973.397.6500  
**[www.schindler.com](http://www.schindler.com)**

Canada Headquarters. Toronto, Ontario  
Tel. 416.332.8280

**We Elevate**



Schindler has received renewal to ISO 9001 and ISO 14001 certificates.



Schindler prints with vegetable-based ink on paper containing post-consumer waste fiber.  
© Schindler Elevator Corporation