

Schindler Low-Rise MRL Traction Elevators

Meet IBC Stretcher Requirements

Schindler 3100, 3300 and 3300 XL elevators can accommodate ambulance stretchers.

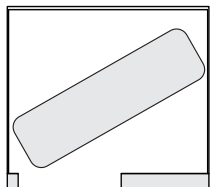


Schindler's spacious machine room-less (MRL) elevators deliver high passenger comfort in low- and mid-rise buildings. They are designed to be larger than the average MRL car, ensuring a safe and efficient exit for passengers in the event of a medical emergency.

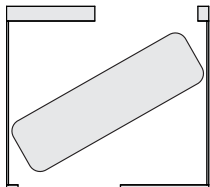
The latest International Building Code (IBC) states that buildings with four or more stories must have at least one elevator that is capable of accommodating an ambulance stretcher and providing fire department emergency access. In most jurisdictions, these stretchers measure 24" x 84" (610mm x 2134mm) when fully reclined, with radius corners of no less than 5". (Florida building code requires elevators to accommodate stretchers of 76".)

Ambulance Stretcher Configurations

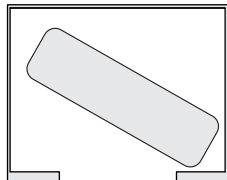
GP Front Side Opening



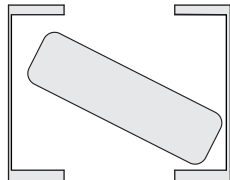
GP Front/Rear Staggered Opening



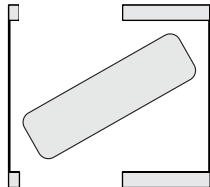
GP Front Center Opening



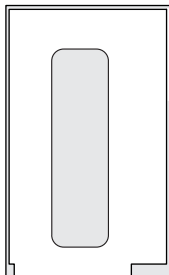
GP Front/Rear Center Opening



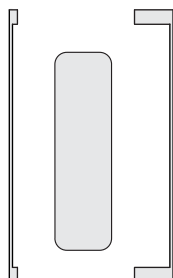
GP Front/Rear Side Opening



HS Front Side Opening



HS Front/Rear Side Opening



Schindler 3100, 3300 and 3300 XL elevator systems are in full compliance with IBC guidelines (2009 and later). The following chart and diagrams show the compliant configurations with entrances of at least 42". Please check with your sales representative for local requirements.

Capacity	Opening Side	Door Opening	Door Width	IBC Stretcher (84")	Florida Stretcher (76")
2,500 lb*	Front	Side	42"	–	✓
2,500 lb*	Front/Rear	Side Staggered	42"	✓	✓
3,000 lb	Front Front/Rear	Side Staggered	42"	✓	✓
3,500 lb**	Front Front/Rear	Side Staggered	42"	✓	✓
3,500 lb	Front Front/Rear	Center	42"	–	✓
4,000 lb GP	Front Front/Rear	Center	48"	✓	✓
4,000 lb HS	Front Front/Rear	Side	48"	✓	✓
4,500 lb HS	Front Front/Rear	Side	48"	✓	✓
5,000 lb HS	Front Front/Rear	Side	48"	✓	✓

*Stretcher may need to be raised or lowered to clear handrails

**Schindler 3300 XL with F/R non staggered does not accommodate FL stretcher, while Schindler 3300 does

Table applies to Schindler 3300 XL with up to ½" hung panels



Schindler



Schindler – We Elevate

For more information, including the location of the Schindler office nearest you, please visit:

U.S. Headquarters. Morristown, New Jersey

Tel. 973.397.6500

www.schindler.com

Canada Headquarters. Toronto, Ontario

Tel. 416.332.8280

We Elevate



Schindler has received renewal to ISO 9001 and ISO 14001 certificates.

© Schindler Elevator Corporation