




## Schindler 5500

Design lines, colors and materials.  
Design that speaks to your senses.





# Freedom of design

---

Create the look and feel you like. Combine colors, materials, lighting, mirrors, handrails and fixtures to achieve the ambiance that fits both your ideas and your building. Choose from one of our four interior design lines or design the whole car to your own taste.

---



Our favorite designs just give you an idea of what is possible and can be easily combined. If you like to be more creative, you can even design your own car.

The whole variety – in five steps only.  
This elevator follows your ideas.

## Step 1



**Combine colors and materials.**

Choose out of four design lines or combine with glass walls and doors.


## Step 2



**Select your operating panels.**



Integrate stainless steel or glass panels in black or white.

## Step 3



**Pick a floor and ceiling.**

Choose from stainless steel ceiling options with a matt or gold finish and matching floors.





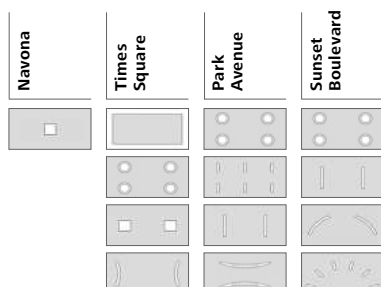
Your choice. The Schindler 5500 takes configurability to a new level.

## Step 4



### Choose the lighting.

Create ambiance with direct or indirect lighting and different lighting designs like square, spot or curve.

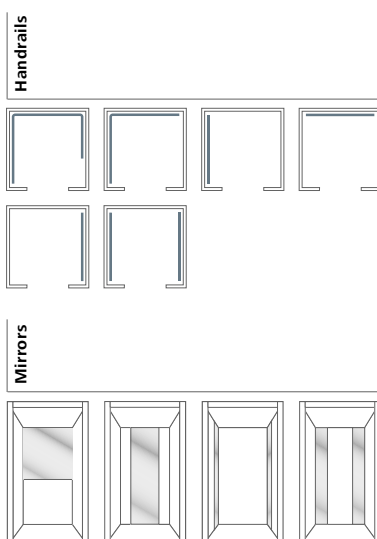


## Step 5



### Add options.

Handrails and mirrors complete the car. Illuminated handrails and skirting are an additional highlight.



## Fits your style



The bare car option allows up to 50 % of the car's rated capacity as additional weight for your interior.



## Navona

### Functional and durable

Provide clarity and solid comfort to your car with this robust design line. Fresh colors, a contrasting rear wall, the option of three different floors or a bare floor make Navona the right choice for residential applications.

Stainless steel can be added to rear and side walls. Navona's interior stands for long lasting functionality right where it is needed.

## Times Square

### Modern and versatile

Determine your contemporary look. Choose from warm or cool colors to create a fresh look or combine the options to enhance contrast for more depth. Select glass

doors and walls for transparency. Use a bare car option to create your style and taste. Times Square adds distinctive features to any public, commercial or residential building.

## Park Avenue

### Sophisticated and elegant

Discover pure elegance with back painted glass walls or choose wood laminate to create a more contemporary ambiance. The optional wave design, a rounded transition from ceiling to rear wall, gives your car a unique appearance. An additional highlight is a gold or silver-



shimmer from our metallic glass collection or a bronze or satinated grey finish on stainless steel. Matched lighting perfects the stylish design of this elevator – an ideal fit for representative buildings like high-end residential, hotels and offices.

## Sunset Boulevard

### Inspirational and full of character

Aim high for passenger excitement in upmarket locations like hotels, clubs and restaurants. The combination of premium quality materials, captivating patterns and

splashy color gradients make this car a unique experience. Lighting and ceiling concepts create a fascinating atmosphere. Make your elevator become your stage.



# Navona

Functional and durable



**Car**



**Lighting**




Square



**Ceiling**



Powder coated  
**Riga Grey**



Powder coated  
**Polar White**



Stainless steel  
**Lucerne Brushed**

**Note**  
Specifications, options and colors are subject to change. All cars and options illustrated in this brochure are representative only. The samples shown may vary from the original in color and material.





## Side walls

 Powder coated <b>Capri Yellow</b>	 Powder coated <b>Ravenna Orange</b>	 Powder coated <b>San Marino Blue</b>
 Powder coated <b>Genoa Green</b>	 Powder coated <b>Riga Grey</b>	 Stainless steel <b>Lucerne Brushed</b>








## Rear wall

 Stainless steel <b>Lucerne Brushed</b>	 Powder coated <b>Riga Grey</b>	 Powder coated <b>Polar White</b>
---	--	--





## Floor

 Black rubber <b>Speckled</b>	 Grey Rubber	 Grey Rubber <b>Studded</b>	 Aluminum <b>Checker Plate</b>
---	--	--	--



# Times Square

## Modern and versatile



### Multicolor options

Play with fresh and vibrant colors. Choose from a range of warm and cold colors that look great on their own, but also stunning when combined.

### Laminate and stainless steel

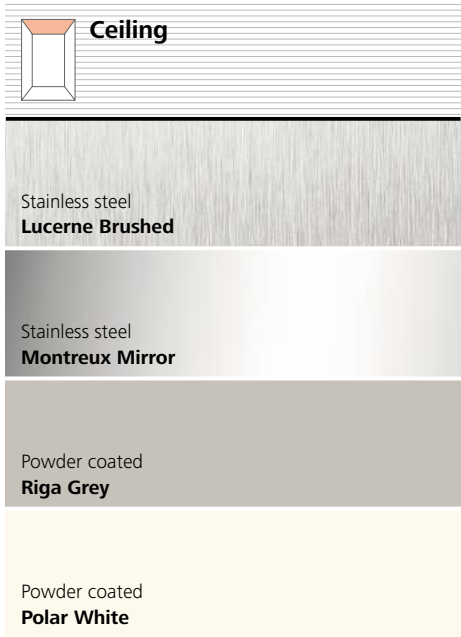

Create a different ambiance by selecting different materials. For a fresh look and feel, choose from colorful laminates. Stainless steel gives a more clean and modern look. Combine both materials for more individuality.

### Glass walls and doors

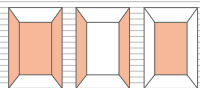
Add panorama to your elevator. Select glass panels for side walls or rear wall, or both for complete transparency.

# Times Square

## Let color speak your language.



**Note**  
Specifications, options and colors are subject to change. All cars and options illustrated in this brochure are representative only. The samples shown may vary from the original in color and material.



## Walls


Laminate <b>Dubai Blue</b>	Laminate <b>Seville Sunset</b>	Laminate <b>Siena Brown</b>	Stainless steel <b>Lucerne Brushed</b>
Laminate <b>Cadiz Blue</b>	Laminate <b>Tangier Orange</b>	Laminate <b>Milan Grey</b>	Stainless steel <b>Montreux Mirror</b>
Laminate <b>Tahiti Green</b>	Laminate <b>Aswan Yellow</b>	Laminate <b>Polar White</b>	Stainless steel <b>Geneva Dama</b>
Laminate <b>Athens Grey</b>	Laminate <b>Suez Grey</b>		Stainless steel <b>Lausanne Linen</b>



## Floor


Black rubber <b>Speckled</b>	Artificial granite <b>Grey</b>	Artificial granite <b>Black</b>	Artificial granite <b>Brown</b>	Prepared for customer-supplied floor
---------------------------------	-----------------------------------	------------------------------------	------------------------------------	--





# Park Avenue

## Sophisticated and elegant



### Back painted glass

By putting color behind glass, you create a high gloss and vibrant effect that adds a pleasant ambiance to your car. In order to make the back painted glass walls perfectly fit the overall appearance of the building, you can either choose from pre-selected colors or optionally specify any NCS (Natural Color System) color.

### Wave

The optional „wave“, a rounded design element that beautifully merges ceiling and rear wall, provides the car with unique elegance.

### Illuminated handrails and skirting

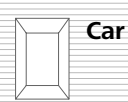
Highlight your car with illuminated handrails and skirting for a special effect and a lasting impression.

### Glass walls and doors

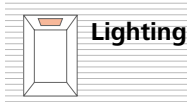
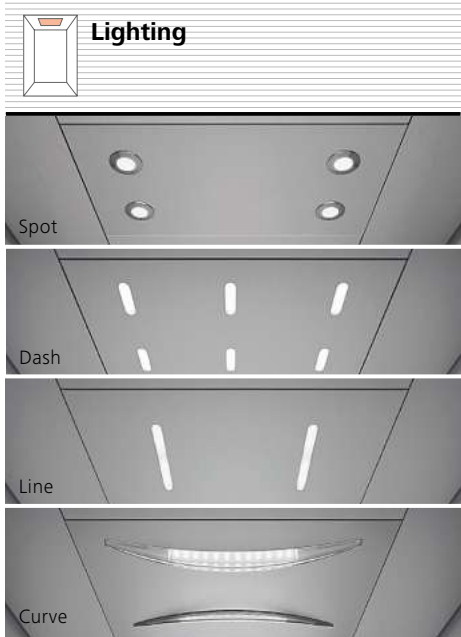
Select transparent glass panels for side walls or rear wall, or both to add marvelous panorama to your elevator.

# Park Avenue

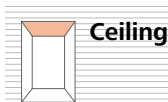
From contemporary to elegant.



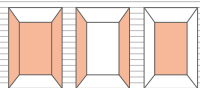
Car



Lighting



Ceiling



## Walls

Back painted glass <b>Shanghai Red</b>	Back painted glass "Metallic" <b>Petersburg Amber</b>	Back painted glass "Metallic" <b>Stockholm Grey</b>	Stainless steel <b>Lausanne Linen</b>	Laminate <b>Slavonia Wood</b>
Back painted glass <b>Jodhpur Blue</b>	Back painted glass "Metallic" <b>Toronto Titanium</b>	Stainless steel <b>Lucerne Brushed</b>	Stainless steel <b>Lugano Matt finish</b>	Laminate <b>Vancouver Wood</b>
Back painted glass <b>Antigua Celestine</b>	Back painted glass "Metallic" <b>Leon Silver</b>	Stainless steel <b>Montreux Mirror</b>	Stainless steel <b>Zurich Dark Brushed</b>	Laminate <b>Chicago Wood</b>
Back painted glass "Satinated" <b>Helsinki Grey</b>	Back painted glass "Metallic" <b>Kashmir Blue</b>	Stainless steel <b>Geneva Dama</b>	Stainless steel <b>Doha Gold</b>	Laminate <b>Arosa Wood</b>

**+ Back painted glass option**  
Define your own NCS color.




## Floor

Black rubber <b>Speckled</b>	Artificial granite <b>Grey</b>	Artificial granite <b>Black</b>	Artificial granite <b>Brown</b>	Prepared for customer-supplied floor
---------------------------------	-----------------------------------	------------------------------------	------------------------------------	--

### Note

Specifications, options and colors are subject to change. All cars and options illustrated in this brochure are representative only. The samples shown may vary from the original in color and material.








# Sunset Boulevard

## Inspirational and full of character



### Digital print on satinated glass

Gorgeous and intense colors, emphasized through satin glass for more elegance. From atmospheric blue-red to warm gray-beige color gradients, this design allows you to create a fascinating ambiance and an unforgettable ride experience.

### Digital print on stainless steel

Create ambiance not only with colors but with eye-catching patterns printed on stainless steel. Choose clear structured geometrical forms or bold organic designs. No matter the size of your car, digital decoration patterns always look stunning.

### Illuminated handrails and skirting

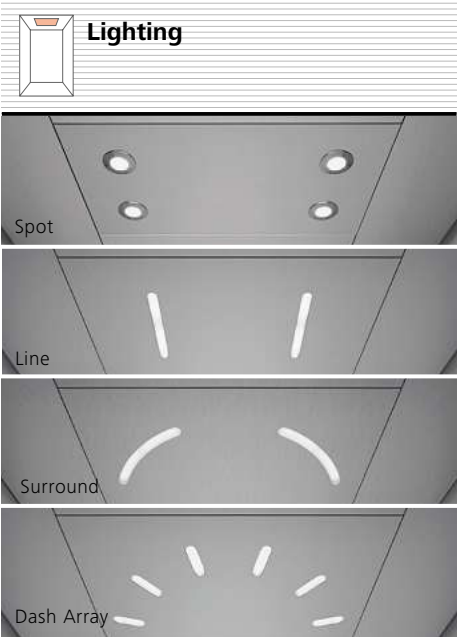
Small details, big impact. Illuminated handrails and skirting give the car a unique final touch.

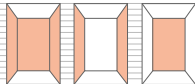
### Glass walls and doors

Add panorama to your elevator. Select glass panels for side walls or rear wall, or both for complete transparency.

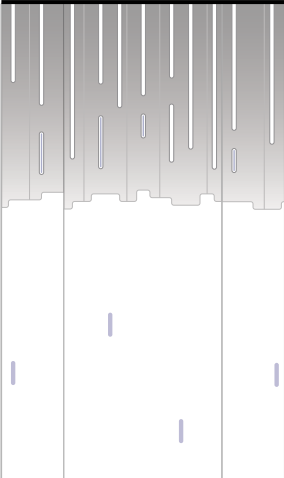


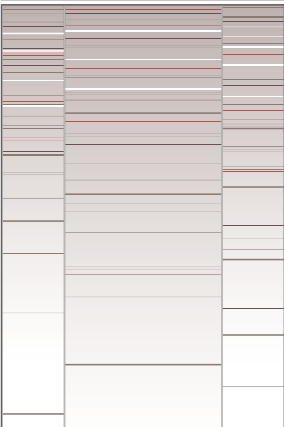


# Sunset Boulevard

## Digital print on stainless steel





**Walls**  
 Digital print on Montreux Mirror or  
 Lugano Matt finish stainless steel


 <p><b>Sky Lines</b></p>	 <p><b>Wavy Dimensions</b></p>	 <p><b>Dot Spots</b></p>
 <p><b>Linear Dreams</b></p>	 <p><b>Line Symphony</b></p>	 <p><b>Minimal Accents</b></p>

**Note**  
 Specifications, options and colors are subject to change. All cars and options illustrated in this brochure are representative only. The samples shown may vary from the original in color and material.

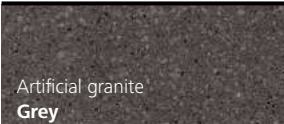




**Walls**  
 Stainless steel

 <p><b>Lucerne Brushed</b></p>
 <p><b>Montreux Mirror</b></p>
 <p><b>Lugano Matt finish</b></p>
 <p><b>Zurich Dark Brushed</b></p>
 <p><b>Doha Gold</b></p>

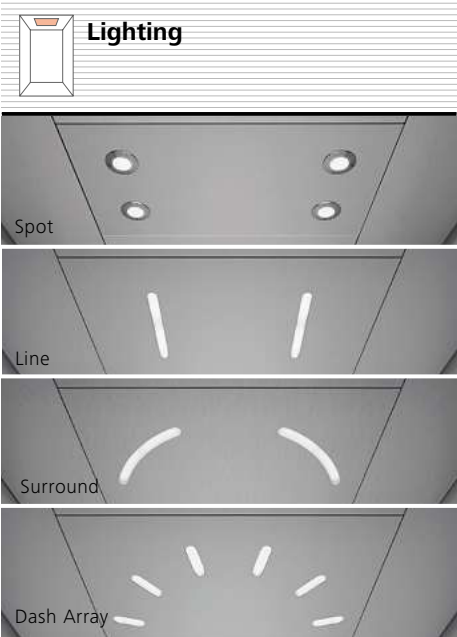


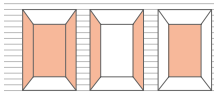
**Floor**

 <p>Artificial granite <b>Grey</b></p>	 <p>Artificial granite <b>Black</b></p>	 <p>Artificial granite <b>Brown</b></p>	<p>Prepared for customer-supplied floor</p>
--	--	--	---







# Sunset Boulevard

Digital print on satinated glass





**Walls**  
Digital decoration  
on satin glass

					
Detroit Grey	New York Sunset	Antalya Blue	Moscow Red	Luxor Gold	Marrakesh Mocha



**Walls**  
Stainless  
steel

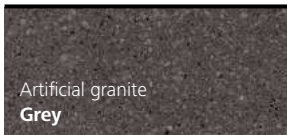
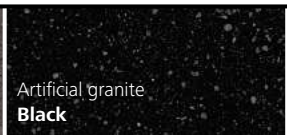
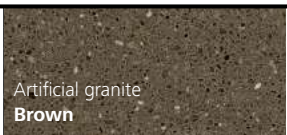
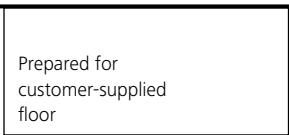








**Floor**

			
Artificial granite Grey	Artificial granite Black	Artificial granite Brown	Prepared for customer-supplied floor

**Note**  
Specifications, options and colors are subject to change. All cars and options illustrated in this brochure are representative only.  
The samples shown may vary from the original in color and material.



# Eye-catching transparency

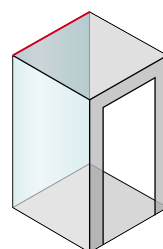
## From glass walls and doors to glass cars

### Glass walls and doors for more transparency

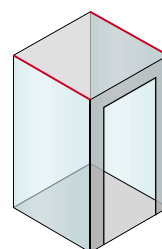
Experience maximum visibility and unique views like never before. Select from a wide range of glass doors that suit your application. Glass can be selected for side and rear walls of the car for complete transparency or combined with other car interior materials from the Times Square, Park Avenue and Sunset Boulevard design lines.



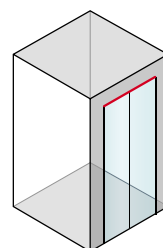
Frames for glass walls are available in two stainless steel finishes.



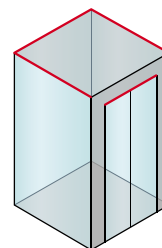
Glass rear wall



Glass side walls



Glass door



Glass rear and side walls with glass door

### Note

Specifications, options and colors are subject to change. All cars and options illustrated in this brochure are representative only. The samples shown may vary from the original in color and material.



**Times Square with glass panels**  
Ceiling and rear wall: Stainless steel Lucerne Brushed  
Side walls: Glass  
Floor: Black artificial granite  
Lighting: LED Indirect



**Times Square with glass panels**  
Ceiling and side walls: Stainless steel Lucerne Brushed  
Rear wall: Glass  
Floor: Black artificial granite  
Lighting: LED Indirect



# Glass panels



## **Times Square with glass panels**

Ceiling: Stainless steel  
Lucerne Brushed  
Rear and side walls: Glass  
Floor: Black artificial granite  
Lighting: LED indirect

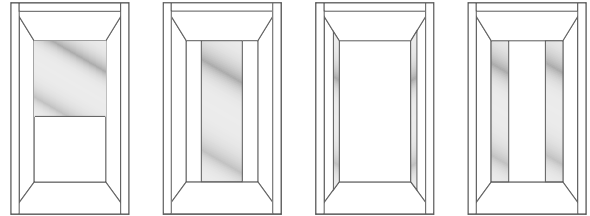


# A perfect outfit with matching accessories.

## Fixtures and options

### Mirrors


Mirrors always add a special sense of space to rooms and buildings. In order to give your car more appeal and depth, the side walls or the rear wall can be provided with a full-height or half-height safety-glass mirror.



### Handrails


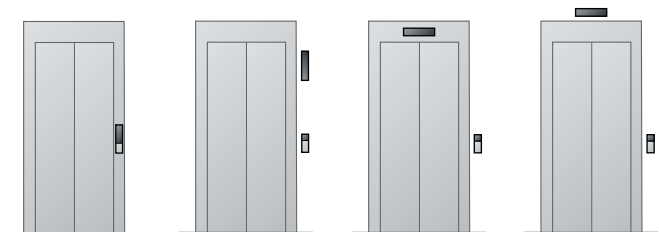
Even though your elevator travels smoothly and with almost no sound, handrails convey a feeling of security. Stainless steel handrails match the interior and shapes of

your car and can be mounted to the side and rear walls. Illuminated handrails and skirting are an additional highlight and add to the overall ambiance of the car.



### Landing arrangement

Schindler 5500 fixtures and landing indicators help passengers to find the way to the elevator and get to their selected destination comfortably. Choose your optimal landing arrangements for simplex and multiplex installations, surface or wall mounting.





Full-height rear wall mirror



Half-height rear wall mirror



Left and right rear wall mirror panels



Left and right side wall mirror panels

# Elegant design. Easy to operate.

## An invitation to passenger control.



Car operating panel




Car position indicator



Car direction arrows



Landing operating panels



Car operating panels



Car position indicator



Car direction arrows



Landing operating panels



### Linea 100

Functional design in stainless steel. Integrated white glass display with large, easily readable red LED dot matrix. Clear push buttons with red call confirmation.

#### Optional features:

- Concealed attendant box
- Key switches
- Braille on buttons

### Linea 300

Versatile in decoration. Modern and robust face plate in stainless steel, mirror polished or linen. Push buttons with clear white illumination which turns red when call is recognized. Glass panel in white or black with large, easily readable, high-resolution red LED dot matrix display.


#### Optional features:

- TFT LCD screen
- Concealed attendant box
- Different mounting options for landing fixtures
- Key switches
- Card reader
- Braille on buttons





Car operating panels



Landing operating panel

### Linea Vetro

Stylish and elegant full height glass panel in black or white, integrates seamlessly in the car interior. Touch sensitive operation with clearly readable high-resolution TFT LCD display. An eye-catching design for an exclusive ambiance.

Available from summer.



PORT Terminal with card reader

### PORT Terminal

This new range of hall call destination terminals delivers brainpower to your building. Various PORT Terminal options are available to optimize traffic flows. For detailed information, visit [www.theporttechnology.com](http://www.theporttechnology.com).

# More options for a better fit.

Schindler offers you numerous elevator design features and functionality options across all relevant categories. The following list provides a condensed overview of choices in each theme group. It allows you to tailor your elevator and achieve a perfect fit with your building.

## **Interior design**

- Glass doors and glass wall panels
- LED lighting integrated in ceiling panel
- Bare car option, add up to 50% of the rated load
- Back painted glass in various colors
- Digital print on stainless steel or satinated glass
- Illuminated handrail and skirting

## **Performance**

- Up to 8 cars in a group or extendable with PORT Technology
- Advanced drive technology
- Double entrance with parallel or selective door opening
- Active door locking
- Enhanced ride quality kit
- Remote monitoring and diagnostics

## **Accessibility**

- Schindler PORT Technology
- Building monitoring interface
- Accessibility for passengers with disabilities
- Multi-language voice signalization
- Mechanical or touch-sensitive operating panel
- Attendant service

## **Security**


- 3D Light curtain on doors
- Floor access control
- Interface for CCTV
- Remote alarm
- Automatic evacuation
- Fire services
- Firefighter elevator (EN81-72)
- Earthquake operation

## **Green**

- LED lighting
- Eco Mode, enhanced standby
- Floor lighting control
- Halogen-free cabling
- Regenerative drive



To assist you in selecting the features for your building, please contact your Schindler sales representative.





# When vision meets discipline. Schindler partners with Solar Impulse.



Schindler is a main partner of **Solar Impulse**, the zero fuel airplane aiming to fly around the world propelled only by solar energy.

[www.schindler.com](http://www.schindler.com)



Find more information on  
Schindler products.

Just scan the code with your mobile phone,  
using free QR code scanner software.  
This is either pre-installed on your phone or  
easily downloadable for free.

