

DR SGB 142

Advanced drive concept

Keeps your lift fit for the future

Forceful benefits at a glance

- Lowers operating costs, saves on energy consumption
- Operates fast, reliably and ecologically sound
- Gearless technology enables superior ride comfort and highly accurate stopping
- Complies to applicable EU safety regulations
- Flexibly and easily installed in machine room or shaft headroom
- Application range up to 1.75 m/s or 1250 kg

DR SGB 142



Cost-effective frequency control



Hand wheel for manual rescue

Renew and protect your assets

When an elevator drive has been in operation for more than 20 years, its repair and maintenance costs increase disproportionately. And what's more, higher safety standards will apply both to new and existing lifts in the future. The European guideline EN 81-80 (SNEL, Safety Norm for Existing Lifts) stipulates the requirements. Good reasons to upgrade your lift with an SGB 142.

Perceived flexible

You'll be on the safe side if you opt for the DR SGB 142: the advanced drive concept meets all the required specifications. It features the very latest technology and can be installed anywhere – in just a short time, and usually without any extra construction costs. Now that's flexibility.

Gearless technology leads the way

The DR SGB 142 operates with gearless technology, so it runs more efficiently and causes less noise than conventional drives. Its high level of efficiency and its modern frequency control cuts your operating costs.

And this drive is also environmentally friendly – because it does the job without any gear oil. A modern control ensures highly accurate stopping: the cabin floor is level with the landing floor, so passengers can enter and exit safely.

There is no need for some of the other precautions mentioned in the new EU Directive such as installing an additional rope brake or an extra safety gear. The stopping brake acts directly on the drive shaft, and the modern double brake system ensures that the brakes are applied quietly and safely.

KT	Kits
AC	Accessories
CW	Counterweights
SA	Safeties
FI	Fixtures
CA	Cars
DO	Doors
MM	Mechanical material
CO	Controls
DR	Drives



Schindler

Advanced application range

It doesn’t matter whether you operate a single residential lift or a group of elevators in a commercial mid-rise building. The new DR SGB 142 is available for both application ranges low- and mid-rise.

With speeds from 0.4 to 1.25 m/s and load capacity up to 1000 kg, the low-rise concept meets the typical requirements in residential or small commercial buildings.

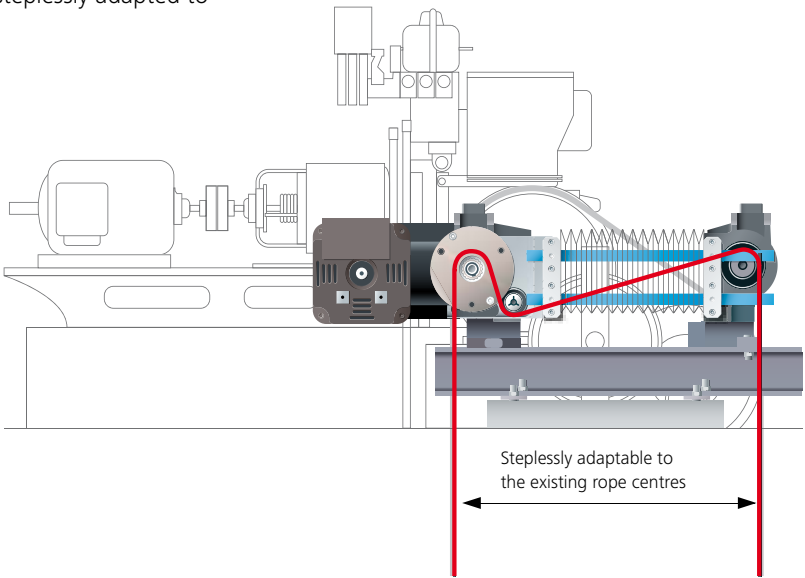
In buildings up to 60 meters, with its new extended application range, the DR SGB 142 can be used for elevator speeds up to 1.75 m/s as well as loads up to 1250 kg.

Especially with its enlarged motor for higher loads, its extra reinforced brakes and its new interface to the multi-functional CO MX controller, the DR SGB 142 doesn’t leave any mid-rise requirements to be desired. Now that’s advanced.

Infinite adaptability

Innovation in the traction media makes a smaller drive possible, which can be steplessly adapted to the existing rope centres.

Comparison of the new and old drive




Simple installation

Local conditions are irrelevant when it comes to positioning the drive. It can be installed in any existing system and the lift will soon be operating again. The flat design of the DR SGB 142 means that it can be installed either in the motor room or

directly in the shaft headroom. In most cases, no changes to the existing building structure are needed. This concept can also be used to replace long-serving hydraulic systems.

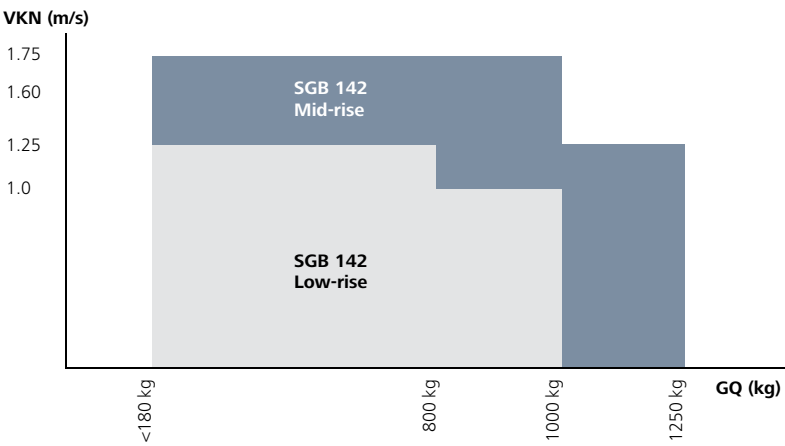


Triplex commercial installation powered by DR SGB 142 linked with a CO MX control



DR SGB 142 in a residential building

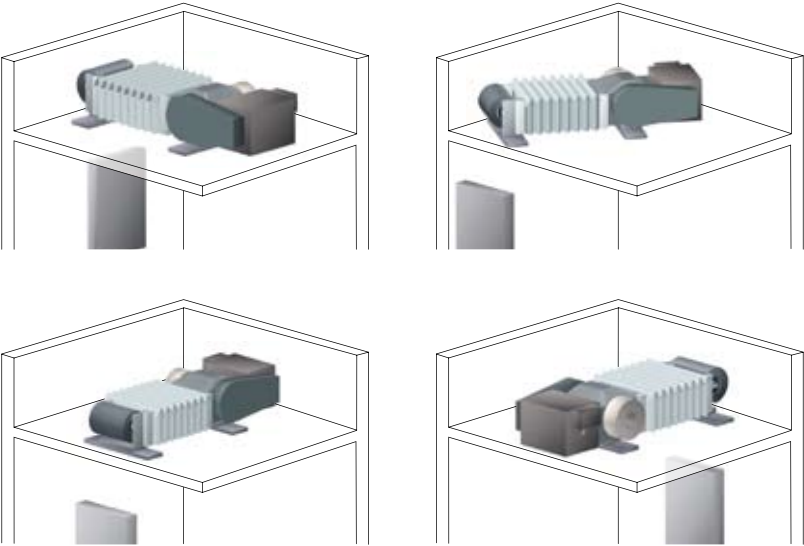
One Product – two application ranges
Low-rise and mid-rise requirements covered




Technical data

	Low-rise	Mid-rise
Drive	Gearless technology	
Brake system	Double brake on drive shaft	
Traction axle	85 mm	
Loading capacity	180 to 1000 kg	180 to 1250 kg
Speed	0.4 to 1.25 m/s	1.25 to 1.75 m/s
Suspension distance	450–1400 mm (stepless)	
Suspension factor	1:1, 2:1	
Motor	Asynchronous	
Stopping accuracy	+/- 5 mm	

Designed to fit flexibly in the motor room
Any existing rope centres and anchor points can be used with this flexible pull-out drive



Uncompromisingly space-saving
With its extra small dimensions, the SGB 142 can be installed directly in the shaft headroom



You tell us what you want. We take care of the rest.

The advanced drive concept Schindler SGB 142 – a safe way to upgrade operation, comfort and cost-effectiveness of your lift.

To suit your modernisation needs, our specialists are looking forward to advising you on the optimum solution.

Search for an office near you by:

www.schindler.com