



Schindler 3000

Stylish, functional and flexible





A flexible solution that unifies form and function. An all-round elevator applicable to multiple building types, with outstanding architectural flexibility for car, door and shaft dimensions. Swiss precision engineering and latest technologies assure a smooth and safe user experience.



Schindler 3000

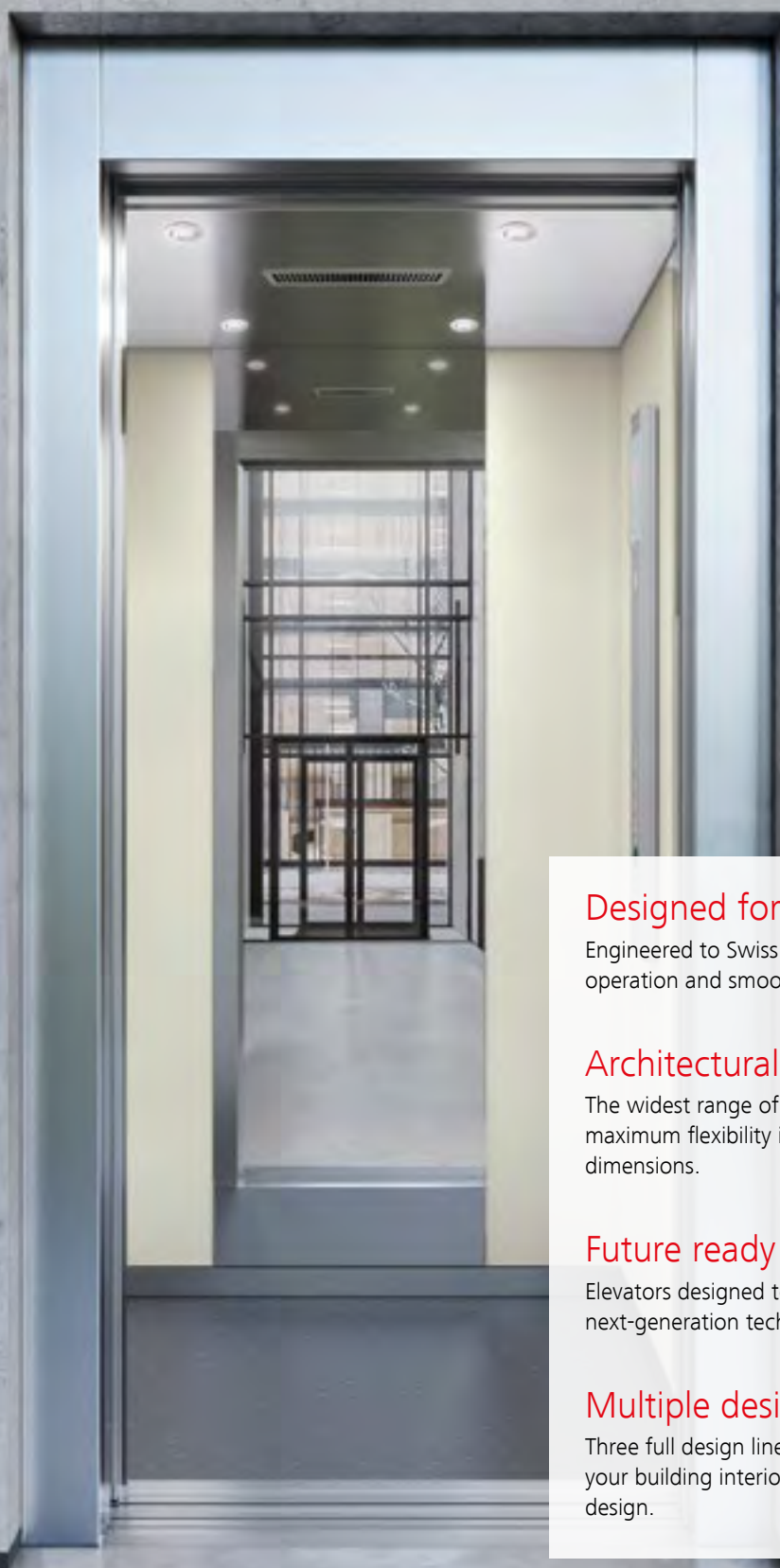
Stylish, functional and flexible

Schindler 3000 offers a large variety of design and dimensional combinations, and can be tailored to multiple applications in any urban environment. Select from a full spectrum of styles, colors and options to find the best possible match for your building.

Schindler 3000 is part of Schindler's new, modular-platform product range for all residential and commercial buildings, from low-to mid-rise, and from basic to sophisticated requirements, worldwide.

Key figures

Capacity	340 - 1360 kg
Travel height	Up to 80 m
Stops	Max 30 stops
Speed	1.0 - 2.5 m/s
Drive system	Machine-room-less, eco-friendly regenerative drive technology, frequency controlled
Group size	Up to 6 cars
Entrances	One- or two-sided
Interior	3 interior design lines, fresh wall colors and wide range of fixtures, and bare car option



Designed for comfort

Engineered to Swiss standards for 24/7 operation and smooth ride comfort.

Architectural flexibility

The widest range of applications, plus maximum flexibility in car and shaft dimensions.

Future ready

Elevators designed to interface with next-generation technologies.

Multiple design options

Three full design lines to complement your building interior, or chose your own design.

Designed for comfort – built to last

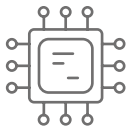
Engineered to Swiss standards

Schindler 3000 is designed, engineered and rigorously tested to ensure smooth, quiet and economical operation throughout your elevator's long life cycle, for every application, and in any environment.



Latest technologies, greater comfort

Variable frequency drive systems deliver perfectly controlled power to traction machines and door drives, extending component lifetimes and increasing energy efficiency. Schindler Suspension Traction Media is light and long-lasting, enabling the use of smaller traction machines that reduce both energy consumption and noise and vibration levels in the car.



State-of-the-art digital controller

Schindler's scalable (universal) elevator controller offers more flexibility in number of openings, number of stops, and car group size. What's more, Schindler's innovative EPIC absolute positioning system improves both reliability and maintainability.



High-quality – at every level

Contact-free sensors assure millimeter-precise leveling with the floor for safe, seamless movement of passengers and goods in and out of the elevator.



Innovative drive technology

Schindler 3000 is equipped as standard with our innovative, regenerative drive technology. The system is designed to reduce travel energy by up to 30% compared to conventional technology.



Excellent ecological performance

Improving energy efficiency is essential to reduce the environmental impact of elevators and the buildings they serve. Regenerative drive, LED lighting and stand-by mode while parked, are standard eco-friendly features in all Schindler 3000 elevators, aiming to achieve the highest energy-efficiency rating class A according to ISO 25745-2*.

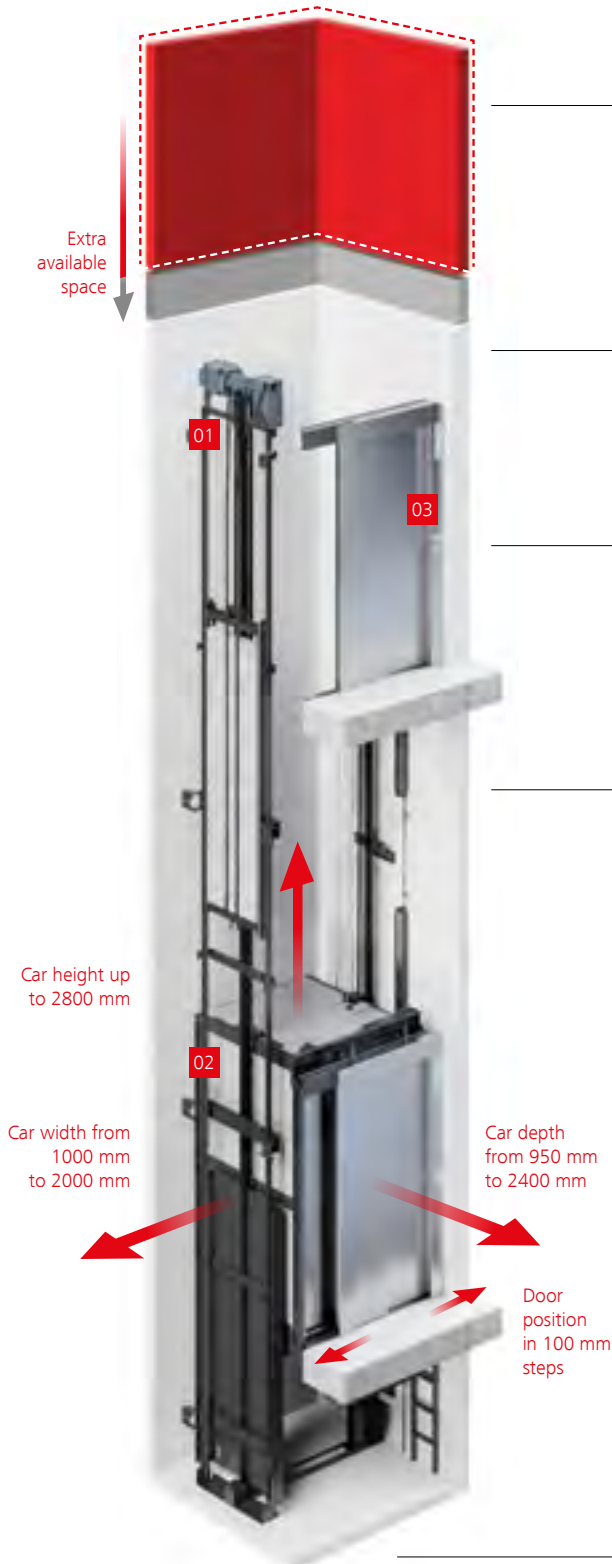
*The classification always refers to a specific customer configuration. Usage pattern, load capacity, customer specific options and site conditions influence the final rating.



Architectural flexibility

Less space, more capacity

Schindler 3000 has outstanding architectural flexibility for car, door and shaft dimensions. Less space for components, more room for you to use profitably.



Machine-room-less design

All main drive, traction and control equipment sits in the shaft, leaving architects and designers free to use the extra space for more productive purposes. And thanks to the compact gearless machine, a larger car can be fitted into a standard shaft space, reducing headroom space and pit depth.


Optimised headroom

It offers even more room for you making the installation highly flexible.

Built-in inspection and test panel

Modular system, scalable car and door dimensions

We can adjust car dimensions for you in any direction in 50 mm increments. Schindler 3000 car width is available from 1000 mm to 2000mm, car depth from 950 mm to 2400 mm, and car height can right up to 2800 mm. Doors can be sized and positioned with millimeter accuracy. The door width is adjustable in 100mm increments for heights from 2000 mm to 2400 mm, with a choice of telescopic (T2) or center-opening doors (C2) and single or double (through-loading).

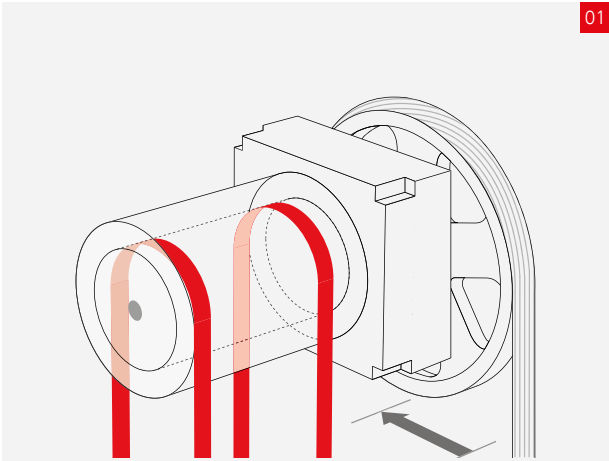


Optimised pit depth

01

Smaller motor and traction sheave

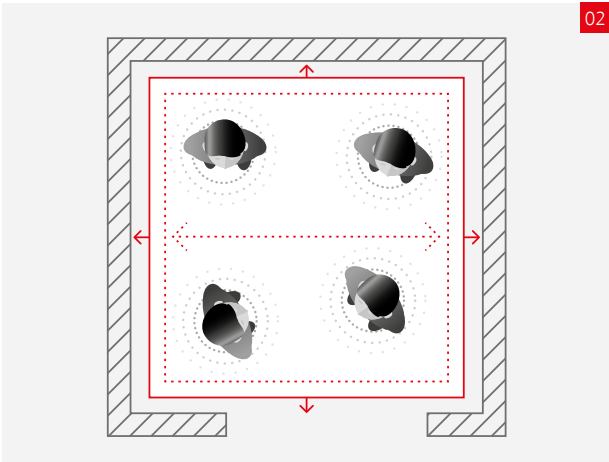
Schindler's Suspension Traction Media (STM) system guarantees a quieter, smoother ride and does not require any oil or lubricant. STM also saves shaft space because of the smaller motor and traction sheave – 70% smaller than traditional systems. For passengers that means a better ride, while building owners will appreciate the increased reliability and efficiency.



02

More usable building space

Less space for components, more usable building space and more room for passengers. Schindler 3000's innovative platform ensures that a standard-sized shaft can carry a wider car with bigger load capacity.



03

Built-in inspection and test panel

Schindler 3000's inspection and test panel is built directly into a standard door frame at the top landing. This solution simplifies elevator installation, provides easy access, and saves space.



Future ready

Schindler elevators designed for next-generation technologies

Benefit from our tools, solutions and latest innovations to support you through the entire product life cycle of your elevator. Our elevators are designed to use state-of-the-art technologies from planning to operation.



Plan & Design online

With just a few clicks, you can plan the right elevator for your building. Our online **Plan & Design Tool** provides you with recommendations, comprehensive product specifications and detailed layout drawings. All of these are compatible with **Building Information Modeling (BIM)** standards, and with our **Project Cloud** you can share your projects with us.



Innovation in installation

Schindler's new **INEX (Installation Excellence)** method not only reduces construction preparation and resources for our customers, it also improves safety and efficiency on site.



Smart operation – switching to digital

All our new elevators are fully enabled for **Schindler Ahead** – our IoT (Internet of Things) portfolio of services. With Schindler Ahead, we make sure that our customers can step confidently into the digital era.

– Maximize uptime with Ahead Remote Monitoring

With digital connectivity, issues can be detected and addressed well before service is affected. This helps facilities take timely action to minimize or even avoid downtime. Schindler Ahead maximizes uptime thanks to instant, accurate insights.

– Real-time insights with Ahead ActionBoard

Ahead ActionBoard provides operational, performance and commercial information in real time, giving customers clear, instant oversight of their entire elevator and escalator portfolio.



User experience on a next level

Inform, engage, entertain. Display engaging multimedia content for your passengers and generate new revenue streams through advertising. Turn your elevator into an infotainment hub with **Ahead SmartMirror** and **DoorShow**.

Elevator planning and design in minutes with Schindler Plan & Design Tool



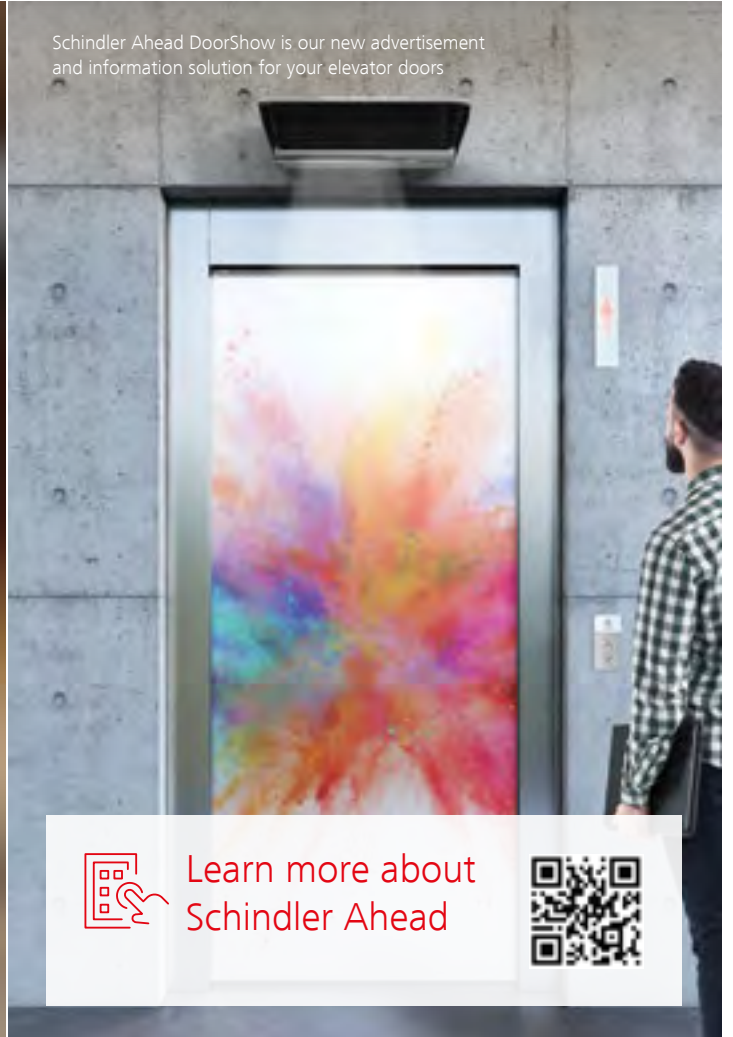
Specifications and outputs created by Schindler Plan & Design Tool are compatible with Building Information Modeling (BIM)



SmartMirror: new in-elevator multimedia experience changes the way passengers enjoy their travel



Schindler Ahead DoorShow is our new advertisement and information solution for your elevator doors




Learn more about Schindler Ahead



Navona
Functional and durable



Times Square
Modern and versatile



Multiple design options

Ready-made interior design lines

Navona

Functional and durable

Clarity and comfort in your car with this robust design line. Fresh colors, durable accessories, and the option of five different floors make Navona an excellent choice for residential applications. Stainless steel option is also available for rear and side walls.

Park Avenue

Sophisticated and elegant

A touch of class. Wooden and textured laminates or back-painted glass walls for a rich, contemporary mode. Or a luxury feel with stainless steel in seven different finishes or decorative glass. Matched lighting completes Park Avenue's elegance.

Times Square

Modern and versatile

A contemporary look. Choose from warm or cool colors or combine to enhance contrast for more depth. Times Square adds distinctive features to any public, commercial or residential building.

Note: Specifications, options and colors are subject to change. All cars and options illustrated in this brochure are representative only. The samples shown may vary from the original in color and material.



*Car Ceiling may be in splits depending upon car dimension and travel height

Freedom of design

Create the look and feel you like

Choose an elevator design that perfectly matches your building interior. Select from Schindler 3000's three décor lines and combine your choice with our range of operating panels, handrails, lighting, mirrors and other accessories.

And for full custom designs, the Schindler 3000 bare car option allows you to add up to 30% of the car's rated load capacity for the materials and finishings of your choice.



Design your elevator
in minutes

Explore the wide range of combinations available with our easy-to-use online Plan & Design Tool:
india.schindler.com > Home > Products & Solutions > Plan & Design



Car operating panels and landing fixtures


Outfit your elevator with style

Linea 100

Linea 100 offers functional design in stainless steel. The integrated white glass display comes with large, easily readable red LED dot matrix floor indicator. Push buttons have clear red illumination when a call is recognized.

Linea 100 Touch

The convenience of our typical user interface converted to a touch version. The stylish design is in resistant glass with light indication to signal all functions, and dot matrix displays with large, easily readable red LEDs.



- 01 Full height car operating panel*
- 02 Half height car operating panel
- 03 Car position & direction indicators
- 04 Landing operating panels

* Note - Linea 100 Flush: Available in GQ ≥ 680 Kg with selected car sizes



- 01 Car operating panel
- 02 Car operating panel with key switch
- 03 Car position & direction indicators
- 04 Landing operating panels

Linea 300

An upmarket user interface to enhance your elevator's looks, with an intuitive, efficient design. The display is in black glass, with buttons positioned on elegant black stainless steel, or white glass display on typical stainless steel color finishing.



01 Full height car operating panel*

02 Car position & direction indicators

03 Landing operating panels

* Note - Available in GQ \geq 680 Kg with selected car sizes

Mirrors

Ensuring optimal appearance

Mirrors enhance the sense of space, depth and comfort in elevators. Schindler 3000 elevators can be fitted with a full-height or half-height safety-glass mirror on the side or rear wall of the car

Side wall



Half height centered



Full height centered



Full Height Left and Right*

Rear wall



Half height centred



Full height middle panel



Full height Left and Right*

* Available with GQ \geq 680 with selected model

Times Square

Stainless Steel Hairline walls
Full height middle panel mirror

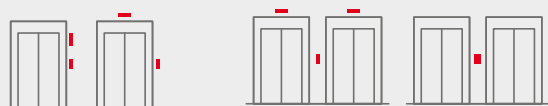


Landing doors

For a stylish entrance

How your elevator design immerses with your building can enhance your tenants' response to the overall décor design. We offer a full range of colors to help you unleash your building's full design potential.

Landing arrangements



Choose your optimal landing arrangements for simplex and multiplex installations with wall mounting.




Landing door color options

- 01 Painted Pebble Grey*
- 02 Painted Light Grey#
- 03 Painted White Aluminium
- 04 Painted Bordeaux Red#
- 05 Painted Havana Gold#
- 06 Painted Vienna Beige#
- 07 Stainless Steel Hairline (441 / 304)
- 08 Stainless Steel Linen (304)*
- 09 Stainless Steel Montreux Mirror (304)
- 10 Stainless Steel Moonrock (304)*
- 11 Stainless Steel Leather (304)*
- 12 Stainless Steel Gold Mirror (304)*
- 13 Stainless Steel Austenite (304)*

Glass door frame options

- 07 Stainless Steel Hairline (441/304)
- 08 Stainless Steel Linen (304)
- 09 Stainless Steel Polished Mirror (304)


* Available only with door dimensions
BT(door width) ≤ 900 mm and HT(door height) ≤ 2100 mm
Available only with door dimension BT > 900 mm
& HT > 2100 mm



Handrails

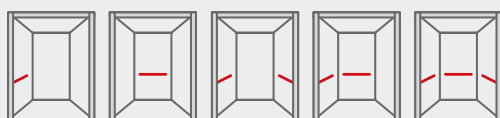
A wide choice of shapes and finishes

Handrails convey a feeling of security. Schindler stainless steel handrails are designed to blend with car interiors, shapes and textures, and can be mounted to the side and rear walls. Available in curved, straight, straight with curved ends.



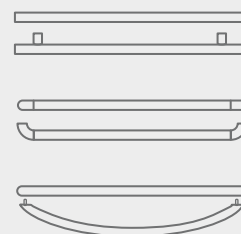
Customize your handrails

Handrails convey a feeling of security. Our handrails are designed to blend with car interiors, shapes and textures.




The handrails can be mounted in different combinations of side and rear walls, either only one handrail piece on the rear or side walls, two handrail pieces on the side walls or handrails on three walls. They can be connected straight or revolving.

Choose the handrail shape you prefer:



Straight, straight with rounded ends or curved



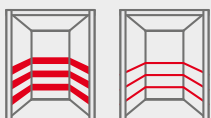
- 01 Stainless Steel
- 02 Painted White Aluminium

Bumper rails*


Preserving your car interior

Designed to protect your elevator car walls and prolong their sleek looks, Schindler's bumper rails are available in a variety of heights, in stainless steel finish.

* Available in GQ \geq 680 Kg with selected car sizes



Choose from different heights depending on your requirements..



01 Stainless Steel



Times Square
Stainless Steel Hairline walls
Stainless Steel bumper rails

You know where to find us. We look forward to seeing you.

For additional information please contact your nearest Schindler branch:

Corporate Office

Schindler House

Main Street, Hiranandani Gardens
Powai, Mumbai - 400076
Tel: 022 - 67031000 / 61314444

Branch Offices

Ahmedabad

401, 4th Floor, Shivalik Satyamev
Ambli Bopal Cross Road
Near Vakil Saheb Bridge
SP Ring Road, Bopal
Ahmedabad - 380058
Tel: 079 - 2749 8939

Bangalore - 1

Axis Sai Jyothi, No. 785, 3rd Floor,
15th Cross, J.P. Nagar, Phase 1, Sarakki
Extinson. 100 Ft. Road, J.P. Nagar,
Near Sindhoor Convention Hall
Bengaluru 560078, Karnataka
Tel: 080 - 42403000

Bangalore - 2

Plama Square, 600 A, 6th Floor,
Hennur Main Road, Kalyan Nagar Post,
Hennur Gardens, Bengaluru - 560043
Mob: +91 8067923700

Chennai

No. 10-12, 2nd Floor, Egmore High
Road, (Opp. Udipi Home) Tamizh Salai,
Egmore, Chennai,
Tamil Nadu - 600008,
Tel: 044-4080 5100

Coimbatore

56, 2nd floor, Bharathi Park
Cross Road 2, Saibaba Colony,
Coimbatore, Tamil Nadu - 641011
Tel: 098400 90941

Goa

Sarthak Harmony, GS3, Ground Floor,
Opp. Bagayatdar Bazaar, Tisk, Ponda
Goa - 403 401
Tel: 0832 - 2319174

Gurgaon

4th Floor, Sector 44, Plot No 44
Huda City Center, Behind Taj Vivanta,
Gurgaon - 122003. Haryana
Tel: 0124 - 4760900

Hyderabad - 1

S. R. Arcade, 3rd Floor
1-2-73/2, 1-2-63 & 64, Park Lane
Secunderabad - 500003
Tel: 040 - 49950100

Hyderabad - 2

Dwarka Central, 3A, 3rd Floor
Plot no. 57, Jaihind Enclave
Hitech City Road, Madhavpur
Telangana - 500081
Mob: +91 88975 07605

Indore

208-208A, 2nd Floor
Megapolis Square, 579 M.G. Road
Indore 452001. Madhya Pradesh
Tel: 0731 - 4971682

Jaipur

128, Mohan Nagar, Besides Riddhi
Siddhi Flyover, Jaipur 302019.
Rajasthan
Tel: 0141 - 2763381/2763832

Kochi

Door No.32/2130 C, Gr.Floor
DND Arcade, Beena Anchumana Road
Behind Anchumana Temple, Edappally
P.O, Koch - 682024, Kerala
Tel: 0484-2330128 / 29

Kolkata

7th Floor, DN-12, Salt Lake City, Sector
V, Near Indian Bank, Kolkata - 700091.
West Bengal.
Tel: 033 - 2367 0065 / 66

Lucknow

Unit 3, Ground Floor, Eldeco Corporate
Chamber 2, Vibhuti Khand, Gomati
Nagar, Lucknow - 226016 U.P.
Tel: +91 86015 70180

Mangalore

No. 208, Second Floor,
Inland Avenue, Kodailbail, M.G.Road,
Mangaluru - 575003. Karnataka
Mob: +91 99027 84784

Mumbai

Schindler House, 2nd Floor
Main Street, Hiranandani Gardens,
Powai, Mumbai - 400076
Tel: 022 - 61522900

Nagpur

K Rao Complex, 3rd Floor, Nr. Shrikant
Electronics, Subhash Road,
Nagpur - 440018
Tel: 0712 - 2233556

Nashik

Shop No.1, Mukti Nilay Apartment
Kakatkar Marg, Beside City Pride Hotel
Tilakwadi, Nasik - 422002
Tel: 0253 - 2317866

Navi Mumbai & Thane

Kesar Solitaire, Palm Beach Road,
1803-1806, 18th Floor, Plot No. 5,
Sector 19, Sanpada,
Navi Mumbai - 400705
Tel: 022 - 61314600

New Delhi

P.P. Trade Center, Plot No. P-1, 301,
3rd Floor, Wazirpur Distt. Centre
Netaji Subhash Place, Pitampura,
New Delhi - 110034
Tel: 011 - 66214100

Noida

Unit Nos. B- 417 / 20, 4th Floor,
Pacific Business Park, Plot No. 1,
Site - IV, Sahibabad Industrial Estate
Ghaziabad - 201010
Tel: 0120 - 4817200

Pune

Amar Business Park, 1001, 10th Floor
Opp. Sadanand Hotel, Baner
Pune - 411045
Tel: 020 - 6718 5555

Mohali

2nd Floor, Plot No.- 595
Sector - 66, Opp. Bestech Square
Industrial Area Phase - 9
Mohali - 160056. Punjab.
Tel: 0172-5235100

Ranchi

2nd Floor, Above Bank of India
170 Harsh Complex, Tagore Hill Road
Morabadi, Ranchi - 834008
Jharkhand
Mob: 98201 04194.

Surat

C/226, Monarch, Gaurav path road,
Pal, Surat - 395009
Mob: +91 79615 60200

Trivandrum

Saaj Complex, T.C.13/1263 (8)
Kumarapuram, Medical College P O
Trivandrum - 695011
Mob: +91 95390 77750

Vijaywada

Second floor, D.No:40-5-5-1/A, 1/B C,
Handramoulipuram, Tikkle Road,
Vijaywada -520010
Mob: +91 86625 77654



Like Us



Follow Us



Join Us



Follow Us

Other Offices

Agra | Allahabad | Amritsar | Aurangabad | Bareilly | Bhiwadi | Bhopal | Bhubaneswar | Bilaspur | Dehradun | Dhanbad | Faridabad | Gulbarga |
Guwahati | Hubli | Jabalpur | Jalandhar | Jammu | Jamshedpur | Jodhpur | Kanpur | Kolhapur | Kota | Ludhiana | Madurai | Mysore | Patna |
Raipur | Rajkot | Shimla | Shivamogga | Siliguri | Solapur | Sonapat | Tirupati | Vadodara | Varanasi | Virar | Vizag | Warangal