



# Schindler 1000

Simple, reliable and compact





# Schindler 1000


## Simple, reliable and compact

With Schindler 1000 elevating is made simple. Easy to choose, easy to plan, easy to own and easy to use. Safe, secure, stylish and strong. Designed to serve low- to mid-rise residential buildings, comfortably, quietly, efficiently and with style.

Schindler 1000 is part of Schindler's new, modular-platform product range for residential and commercial buildings, from low- to mid-rise, and from basic to sophisticated requirements, worldwide.

### Key figures

<b>Capacity</b>	340 - 544 kg
<b>Travel height</b>	Up to 45 m
<b>Stops</b>	Max 16 stops
<b>Speed</b>	0.63 - 1.0 m/s
<b>Drive system</b>	Machine room-less, eco-friendly regenerative drive technology, frequency controlled
<b>Group size</b>	Up to 4 cars
<b>Entrances</b>	One sided
<b>Interior</b>	One interior design line with fresh wall colors



### Value for money

Swiss precision, value engineered.

### Future ready

Elevators designed to interface with next-generation technologies.

### Simply stylish

An attractive, easy-to-combine selection of décor and fixtures for the best match to your building.

### Compact design

Minimum space for maximum use.

\*Fan position and number of light elements may change depending on car dimensions

# Value for money

## Swiss precision, value engineered

Schindler 1000 is part of Schindler's new product family, a modular platform of high-quality components that deliver smoother, quieter and more reliable performance.



### Smooth operation

Schindler 1000 features a gearless drive system with Suspension Traction Media (STM) to ensure efficient operation and long-term availability. Combined with our new, lightweight elevator car and upgraded fixation system, the ride experience for passengers is not only smoother, but quieter, too.



### Quality through simplicity

Schindler 1000's standardized components and pre-engineered solutions ensure reliable performance at superior quality standards. This brings benefits throughout the entire life cycle of your elevator: easy maintenance, high availability and minimum downtime.



### Innovative drive technology

Regenerative drive technology is standard throughout our new modular product family, including Schindler 1000. This reduces travel energy by 30% compared to conventional technology.



### Environmentally sound

Improving energy efficiency is essential to reduce the environmental impact of elevators and the buildings they serve. Regenerative drive, LED lighting and stand-by mode while parked, are standard eco-friendly features in all Schindler 1000 elevators, aiming to achieve the highest energy-efficiency rating class A according to ISO 25745-2\*.

To give insight into the ecological performance of our elevators throughout their lifecycle, we provide Environmental Product Declarations (EPD). Schindler has registered EPDs at the "International EPD® System" for all major elevator product lines, moving an important step further in the assessment of the environmental performance of our products, underlining our continuous efforts towards sustainable solutions.

\*The classification always refers to a specific customer configuration. Usage pattern, load capacity, customer specific options and site conditions influence the final rating.



# Future ready

## Schindler elevators designed for next-generation technologies

Benefit from our tools, solutions and latest innovations to support you through the entire product life cycle of your elevator. Our elevators are designed to use state-of-the-art technologies from planning to operation.



### Plan & Design online

With just a few clicks, you can plan the right elevator for your building. Our online **Plan & Design Tool** provides you with recommendations, comprehensive product specifications and detailed layout drawings. All of these are compatible with **Building Information Modeling (BIM)** standards, and with our **Project Cloud** you can share your projects with us.



### Innovation in installation

Schindler's new **INEX (Installation Excellence)** method not only reduces construction preparation and resources for our customers, it also improves safety and efficiency on site.



### Smart operation – switching to digital

All our new elevators are fully enabled for **Schindler Ahead** – our IoT (Internet of Things) portfolio of services. With Schindler Ahead, we make sure that our customers can step confidently into the digital era.

#### – Maximize uptime with Ahead Remote Monitoring

With digital connectivity, issues can be detected and addressed well before service is affected. This helps facilities take timely action to minimize or even avoid downtime. Schindler Ahead maximizes uptime thanks to instant, accurate insights.

#### – Real-time insights with Ahead ActionBoard

Schindler Ahead ActionBoard provides operational, performance and commercial information in real time, giving customers clear, instant oversight of their entire elevator and escalator portfolio.



### User experience on a next level

Schindler Ahead DoorShow displays information, advertising, and announcements on the elevator doors. Passengers in front of an elevator won't simply wait anymore. They will be entertained and informed. Turn your elevator into an infotainment hub with **Ahead Doorshow!**

Elevator planning and design in minutes with Schindler Plan & Design Tool



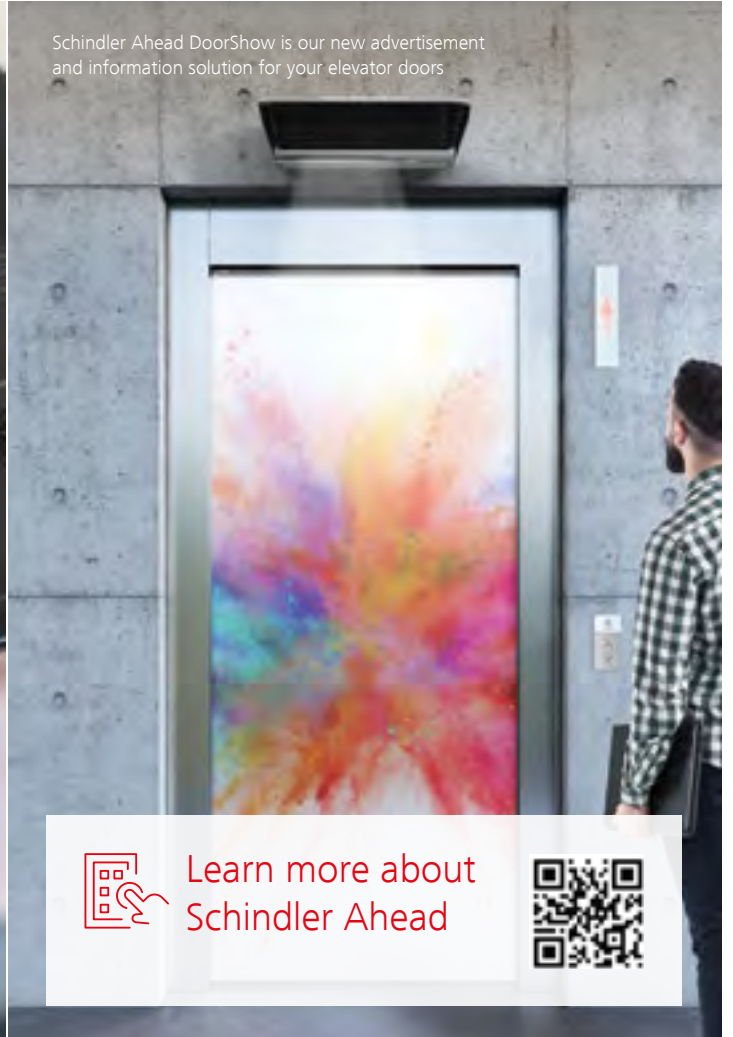
Specifications and outputs created by Schindler Plan & Design Tool are compatible with Building Information Modeling (BIM) standards



Real-time insights with Ahead ActionBoard



Schindler Ahead DoorShow is our new advertisement and information solution for your elevator doors



Learn more about  
Schindler Ahead





Navona  
Kolkata Ivory



Navona  
San Marino Blue

## Simply stylish

Our Navona interior design line offers simple, yet refined décor options, keeping planning time and costs down but your artistic expression high.

### Navona

#### Functional and durable

Clarity and comfort in your car with this robust design line. Fresh colors, durable accessories, and the option of seven different floors make Navona an excellent choice for residential applications. Elegant stainless steel option is also available for rear and side walls.



Design your elevator  
in minutes

Explore the wide range of combinations available  
with our easy-to-use online Plan & Design Tool:  
[india.schindler.com](http://india.schindler.com) > Home > Products & Solutions > Plan








### Navona

Lighting: Round Spots  
Ceiling: Painted White Aluminium  
Walls: Stainless Steel Hairline  
Car operating panel: Linea 100  
Skirting: Protruding Aluminium Painted  
Floor: Rubber Speckled Black

\*Fan position and number of light elements may change depending on car dimensions

01



**Integrated white glass display**  
with large, easily readable red LED  
dot matrix

02



**Emergency light**

**Emergency call button**

**Sleek design.** Stylish and  
functional stainless steel

# Car operating panels and landing fixtures


## Outfit your elevator with style

### Linea 100

Linea 100 offers functional design in stainless steel. The integrated white glass display comes with large, easily readable red LED dot matrix floor indicator. Push buttons have clear red illumination when a call is recognized.

### Linea 100 Touch

The convenience of our typical user interface converted to a touch version. The stylish design is in resistant glass with light indication to signal all functions, and dot matrix displays with large, easily readable red LEDs.



- 01 Full height car operating panel\*
- 02 Half height car operating panel
- 03 Car position & direction indicators
- 04 Landing operating panels

- 01 Car operating panel
- 02 Car operating panel with key switch
- 03 Car position & direction indicators
- 04 Landing operating panels

\* Note - Full height COP available in Protruded version only

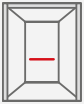
# Mirrors and handrails

## Spacious and secure

Handrails convey a feeling of security. Schindler stainless steel handrails are designed to blend with car interiors, shapes and textures, and can be mounted to the rear wall.




Mirrors heighten the sense of space, depth and comfort in elevators. Your elevator can be fitted with a half-height safety-glass mirror on the rear wall of the car.

### Handrails



The handrails can be mounted on the rear walls. Different handrails can be chosen according to your preference.

Straight



- 01 Stainless Steel Hairline
- 02 Painted White Aluminium

### Mirrors

Rear wall



Half height  
centered



Full height  
centered

**Navona**  
Half height centered mirror



# Landing doors

## For a stylish entrance

How your elevator design harmonizes with your building can enhance your tenants' response to the overall décor concept. We offer a range of colors to help you unleash your building's full design potential.



# Compact design

## Minimum space for maximum use

Schindler 1000 benefits from our MRL (machine-room-less) traction systems and compact door drives to optimize shaft space use, reducing construction costs and leaving space for tenants.



### Machine-room-less design

All main components sit in the shaft, saving construction cost and giving architects more space to work with. Schindler 1000 allows a larger car to be fitted into a standard shaft space, with reduced headroom space and pit depth requirements.

### Optimised headroom

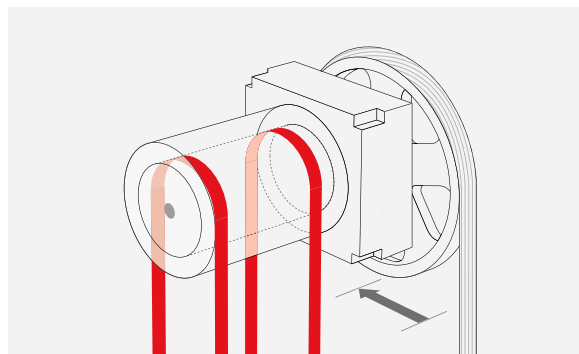
This makes installation highly flexible.

### Selection of door sizes depending on your choice of car size

Ensuring adaption to different code and building requirements.


### Smaller motor and traction sheave

Suspension Traction Media (STM) saves shaft space and energy by using a smaller motor and sheave.



### Built-in inspection and test panel

The inspection and test panel is built directly into a standard door frame. This solution simplifies elevator installation, provides easy access, and saves space.



# Planning data



Plan your elevator  
in minutes

Plan the ideal elevator for your building with just a few clicks with our online Plan & Design Tool:

Our easy-to-use online planning tool makes it simple to find the matching vertical transportation setup for your building. The Schindler Plan & Design tool helps you to prepare specifications in the early stages of your building's project life cycle.



[india.schindler.com](http://india.schindler.com) > Home > Products & Solutions > Plan

With just a few clicks, we provide you with recommendations, a comprehensive product specification, and detailed layout drawings.

Simply download the data straight into your project design in DWG or PDF formats.

The solution can be integrated with Building Information Modeling standards, and our Project Cloud makes it easy for you to share your projects with us.



Machine room-less traction elevator with frequency-controlled drive; 340GQ(kg), 408GQ(kg), 476GQ(kg), 544GQ(kg) capacity 5, 6, 7, 8 passengers.

GQ kg	Passengersr	VKN m/s	HQ m	ZE	Entrance	Car			Doors			Shaft				
						BK mm	TK mm	HKC mm	Type	BT mm	HT mm	BS* mm	TS* mm	HSG <sup>(IND)</sup> (min) mm	HSG <sup>(WB)*</sup> mm	HSK* mm
340	5	0.63	27	10	1	1000	950	2200	T2	750	2100	1450	1280	1370	1395	3740
		1	45	16										1370	1410	3780
408	6	0.63	27	10	1	1000	1100	2100	T2	750	2000	1450	1450	1370	1395	3640
		1	45	16										1370	1410	3680
408	6	0.63	27	10	1	1000	1100	2200	T2	750	2100	1450	1450	1370	1395	3740
		1	45	16										1370	1410	3780
408	6	1	45	16	1	1000	1100	2200	T2	800	2100	1500	1450	1370	1410	3780
		1	45	16	C2				2100		1760	1370	1370	1410	3780	
476	7	0.63	27	10	1	1050	1150	2100	C2	800	2000	1760	1425	1370	1395	3640
		1	45	16										1370	1410	3680
476	7	0.63	27	10	1	1050	1150	2200	C2	800	2100	1760	1425	1370	1395	3740
		1	45	16										1370	1410	3780
476	7	0.63	27	10	1	1050	1150	2200	T2	800	2100	1500	1500	1370	1395	3740
		1	45	16										1370	1410	3780
544	8	0.63	27	10	1	1100	1300	2100	C2	800	2000	1775	1575	1370	1395	3640
		1	45	16								1790		1370	1410	3680
544	8	0.63	27	10	1	1100	1300	2200	C2	800	2100	1775	1575	1370	1395	3740
		1	45	16								1790		1370	1410	3780
544	8	0.63	27	10	1	1100	1300	2200	T2	800	2100	1550	1650	1370	1395	3740
		1	45	16										1370	1410	3780

**GQ** Capacity  
**VKN** Speed  
**HQ** Travel height  
**ZE** Stops  
**HE** Interfloor distance

**BK** Car width  
**TK** Car depth  
**HK** Car height

**T2** Telescopic door, 2-part

**BT** Door width  
**HT** Door height

**BS** Shaft width  
**TS** Shaft depth 1 entrance

**HSG** Pit depth  
**HSK** Headroom height for safety gear on counterweight HSK min. +70 mm

\*Tolerances of +/-25mm & +/-40 mm will be applicable on BS,TS, HSG & HSK values basis Travel height

Shaft dimensions shown at minimum plumb, building tolerances should be added

**Interfloor distance (HE) is min.2600 mm**

# You know where to find us. We look forward to seeing you.

For additional information please contact your nearest Schindler branch:

## Corporate Office

### Schindler House

Main Street, Hiranandani Gardens  
Powai, Mumbai - 400076  
Tel: 022 - 67031000 / 61314444

## Branch Offices

### Ahmedabad

401-03, 4th Floor, Shivalik Satyamev  
Ambli Bopal Cross Road, Near Vakil  
Saheb Bridge, SP Ring Road, Bopal  
Ahmedabad - 380058  
Tel: 079 - 2749 8939

### Bangalore – 1

Axis Sai Jyothi, No. 785, 3rd Floor,  
15th Cross, J.P. Nagar, Phase 1, Sarakki  
Extinson. 100 Ft. Road, J.P. Nagar,  
Near Sindhoor Convention Hall  
Bengaluru 560078, Karnataka  
Tel: 080 - 42403000

### Bangalore – 2

Plama Square, 600 A, 6th Floor,  
Hennur Main Road, Kalyan Nagar Post,  
Hennur Gardens, Bengaluru – 560043  
Mob: +91 8067923700

### Chennai

No. 10-12, 2nd Floor, Egmore High  
Road, (Opp. Udipi Home) Tamizh Salai,  
Egmore, Chennai,  
Tamil Nadu - 600008,  
Tel: 044-4080 5100

### Coimbatore

56, 2nd floor, Bharathi Park  
Cross Road 2, Saibaba Colony,  
Coimbatore, Tamil Nadu - 641011  
Tel: 098400 90941

### Goa

S-01 & S-02, Landscape Shire,  
Caranzalem, Tiswadi, Panaji,  
Goa - 403002  
Tel: 0832 - 2319174

### Gurgaon

4th Floor, Sector 44, Plot No 44  
Huda City Center, Behind Taj Vivanta,  
Gurgaon - 122003. Haryana  
Tel: 0124 - 4760900

### Hyderabad – 1

S. R. Arcade, 3rd Floor  
1-2-73/2, 1-2-63 & 64, Park Lane  
Secunderabad - 500003  
Tel: 040 - 49950100

### Hyderabad – 2

Dwarka Central, 3A, 3rd Floor  
Plot no. 57, Jaihind Enclave  
Hitech City Road, Madhavpur  
Telangana - 500081  
Mob: +91 88975 07605

### Indore

208-208A, 2nd Floor  
Megapolis Square, 579 M.G. Road  
Indore 452001. Madhya Pradesh  
Tel: 0731 - 4971682

### Jaipur

128, Mohan Nagar, Besides Riddhi  
Siddhi Flyover, Jaipur 302019.  
Rajasthan  
Tel: 0141 - 2763381/2763832

### Kochi

Door No.32/2130 C, Gr.Floor  
DND Arcade, Beena Anchumana Road  
Behind Anchumana Temple, Edappally  
P.O, Koch - 682024, Kerala  
Tel: 0484-2330128 / 29

### Kolkata

7th Floor, DN-12, Salt Lake City, Sector  
V, Near Indian Bank, Kolkata - 700091.  
West Bengal.  
Tel: 033 - 2367 0077

### Lucknow

Unit 3, Ground Floor, Eldeco Corporate  
Chamber 2, Vibhuti Khand, Gomati  
Nagar, Lucknow - 226016 U.P.  
Mob: +91 86015 70180

### Mangalore

No. 208, Second Floor,  
Inland Avenue, Kodailbail, M.G.Road,  
Mangaluru - 575003. Karnataka  
Mob: +91 99027 84784

### Mumbai

Schindler House, 2nd Floor  
Main Street, Hiranandani Gardens,  
Powai, Mumbai - 400076  
Tel: 022 - 61314444

### Nagpur

K Rao Complex, 3rd Floor, Nr. Shrikant  
Electronics, Subhash Road,  
Nagpur – 440018  
Tel: 0712 - 2233556

### Nashik

Shop No.1, Mukti Nilay Apartment  
Kakatkar Marg, Beside City Pride Hotel  
Tilakwadi, Nasik - 422002  
Tel: 0253 - 2317866

### Navi Mumbai & Thane

Kesar Solitaire, Palm Beach Road,  
1803-1806, 18th Floor, Plot No. 5,  
Sector 19, Sanpada,  
Navi Mumbai - 400705  
Tel: 022 - 61314600

### New Delhi

P.P. Trade Center, Plot No. P-1, 301,  
3rd Floor, Wazirpur Distt. Centre  
Netaji Subhash Place, Pitampura,  
New Delhi - 110034  
Tel: 011 - 66214100

### Noida

Unit Nos. B- 417 / 20, 4th Floor,  
Pacific Business Park, Plot No. 1,  
Site - IV, Sahibabad Industrial Estate  
Ghaziabad - 201010  
Tel: 0120 - 4817200

### Pune

Amar Business Park, 1001, 10th Floor  
Opp. Sadanand Hotel, Baner  
Pune - 411045  
Tel: 020 - 6718 5555

### Mohali

2nd Floor, Plot No.- 595  
Sector - 66, Opp. Bestech Square  
Industrial Area Phase - 9  
Mohali - 160056. Punjab.  
Tel: 0172-5235100

### Ranchi

2nd Floor, Above Bank of India  
170 Harsh Complex, Tagore Hill Road  
Morabadi, Ranchi – 834008  
Jharkhand  
Mob: 98201 04194.

### Surat

C/226, Monarch, Gaurav path road,  
Pal, Surat - 395009  
Mob: +91 79615 60200

### Trivandrum

Saaj Complex, T.C.13/1263 (8)  
Kumarapuram, Medical College P O  
Trivandrum - 695011  
Mob: +91 95390 77750

### Vijaywada

Second floor, D.No:40-5-5-1/A, 1/B C,  
Handramoulipuram, Tikkle Road,  
Vijaywada - 520010  
Mob: +91 86625 77654



Like Us



Follow Us



Join Us



Follow Us

## Other Offices

Agra | Allahabad | Amritsar | Aurangabad | Bareilly | Bhiwadi | Bhopal | Bhubaneswar | Bilaspur | Dehradun | Dhanbad | Faridabad | Gulbarga |  
Guwahati | Hubli | Jabalpur | Jalandhar | Jammu | Jamshedpur | Jodhpur | Kanpur | Kolhapur | Kota | Ludhiana | Madurai | Mysore | Patna |  
Raipur | Rajkot | Shimla | Shivamogga | Siliguri | Solapur | Sonapat | Tirupati | Vadodara | Varanasi | Virar | Vizag | Warangal