

High-rise solutions.
Better buildings for tomorrow.



Schindler



Schindler high-rise expertise.
Your vision, our passion.



Excellence


Everything we do is to the highest quality and safety standards, honouring the long tradition of excellent Swiss craftsmanship.

Environments

Tomorrow's green buildings and efficient transportation systems are key to developing harmonious urban environments.

Evolution

We continuously invest in and develop new, innovative and smart solutions so as the cities and buildings develop, so do we.



Your high-rise building
as a complete organism.



Experience

Your travel becomes pure pleasure.

People

The human factor makes the difference.

Reliability

A ride you can trust.

Transit Management

The smart way through the building.

Efficiency

Pioneering efficiency for every step you take.

Customization

Tailored to your needs.

Iconic Achievements

Over 140 years of knowledge, experience and accomplishments.

Schindler high-rise solutions.

Beyond industry standards.

Quality and Safety

Coded into the DNA of every component.



Tailored Design

Only limited by your imagination.



Modularity

Components and packages completely streamlined.



Transit Management

Enabling a perfect stream of people and goods.




Green Technologies

Maximised efficiency and minimal energy consumption.



Digital Elevator

Predictive maintenance through live monitoring, 24 hours a day.



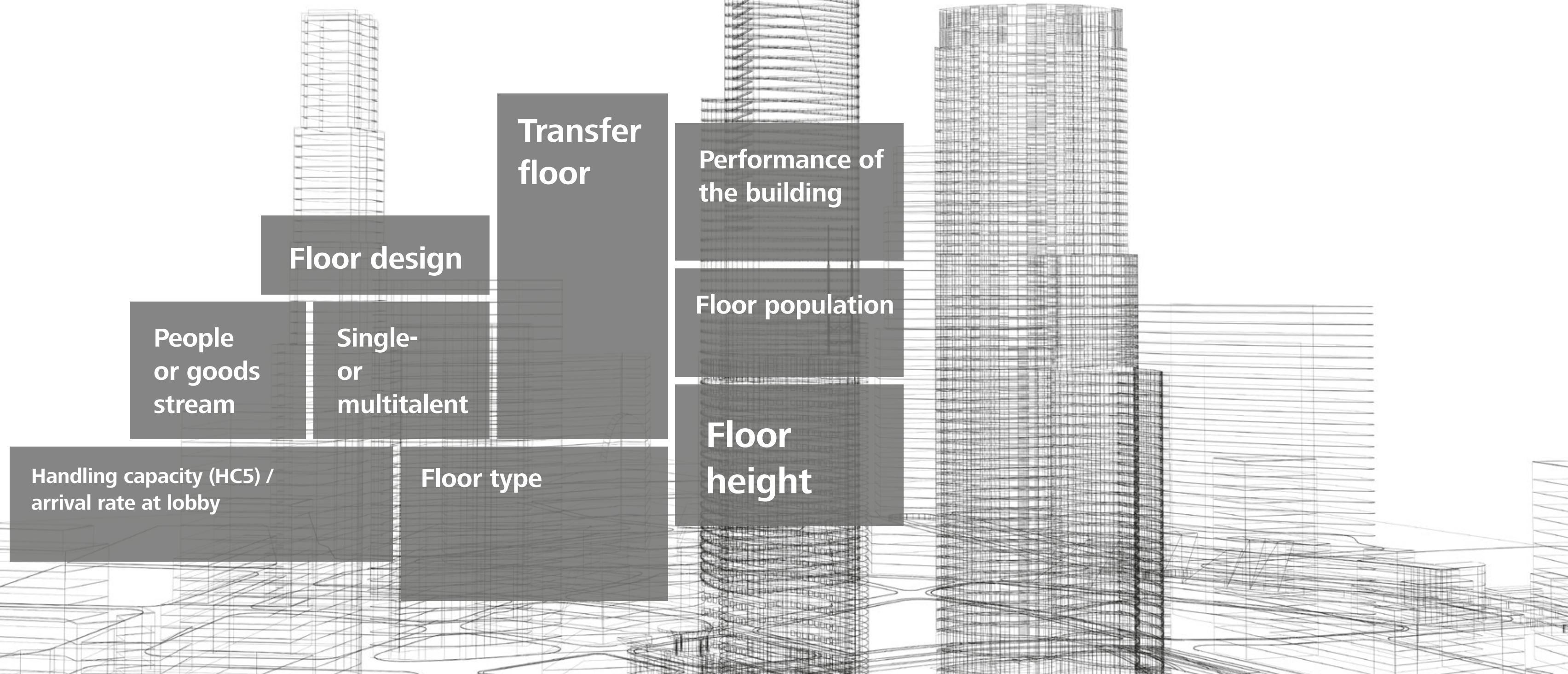
The 4 phases of high-rise buildings.

From design to the skyline.



DESIGN.

Maximum performance
with a minimal footprint.



DESIGN.

Maximum performance
with a minimal footprint.



Number of
elevators / zoning



Control type
(conventional or PORT)



Single or
double-deck



Rated load and
nominal speed







Individualization



Average
waiting time


DESIGN.

Matching you with the perfect package.

ECO PACKAGE	ECO PACKAGE	ECO PACKAGE	ECO PACKAGE
STYLE PACKAGE	STYLE PACKAGE	STYLE PACKAGE	STYLE PACKAGE
COMFORT PACKAGE	COMFORT PACKAGE	COMFORT PACKAGE	COMFORT PACKAGE
HEAVY USE PACKAGE	HEAVY USE PACKAGE	HEAVY USE PACKAGE	HEAVY USE PACKAGE
SHUTTLE PACKAGE	SHUTTLE PACKAGE	SHUTTLE PACKAGE	SHUTTLE PACKAGE
PORT PACKAGE	PORT PACKAGE	PORT PACKAGE	PORT PACKAGE
			
HOTEL	MIXED USE	RESIDENTIAL	OFFICE

DESIGN.

Your journey through the building.



INSTALL.

Efficient installation meets perfect operation.

Fast development of urbanization creates a need for taller buildings with more efficient and innovative mobility solutions even during building construction. As a market leader in urban mobility, Schindler is meeting the challenges by continuously developing the best solutions for our customers.

Safe operation

Compliant with latest universal safety standards.

Speed up construction

Efficient movement of workers and materials.

Save expense

Earliest availability of permanent elevators.



INSTALL.

TREX – Five steps to Large Project Management.

A. Tender

Early engagement combined with thoughtful design.

B. Award

Enabling customers to make confident and informed decisions.

C. Pre-Site

Comprehensive pre-site inspections and checklists.

D. Site Execution

Precise installation to meet highest quality and safety standards.

E. Handover

On time delivery of perfect solutions.

INSTALL.

Supply Chain – From anonymous to prominent.

Our
guiding
ethos.



Right **product**



Right **time**



Right **place**



Right **quality**



Right **costs**



INSTALL.

Schindler SLIM – The scaffold-less installation methodology.

Work
safety



High independence
and flexibility



Reusable
material



Adjustable for all
shaft dimensions



Precise guide rail
and door alignment



Tailored solutions
for individual
jobsite situations



INSTALL.

Schindler CLIMB Lift – Efficient installation meets perfect operation.

Work
safety



Earlier facade
closing



Optimized site
logistics




Reduced
waiting times



Increased site
productivity



All-weather
operation









OPERATE.

Enabling a perfect stream of people and goods.



OPERATE.
The evolution to Transit Management.

Conventional Control		Traffic Management		Transit Management	
one button	up / down button	Miconic 10	Schindler ID	PORT	myPORT
1902	1934	1992	2002	2009	2016
					

OPERATE. PORT Technology.



Transportation

Advanced algorithms continually calculate your most effective journey through the building.



Access system

Whether it's walking into the lobby or your final destination, PORT enables hassle-free movement throughout the building.



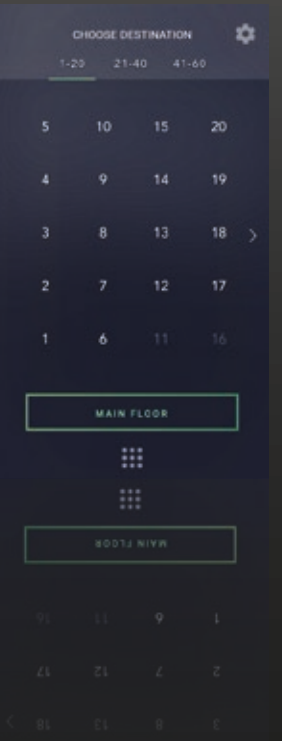
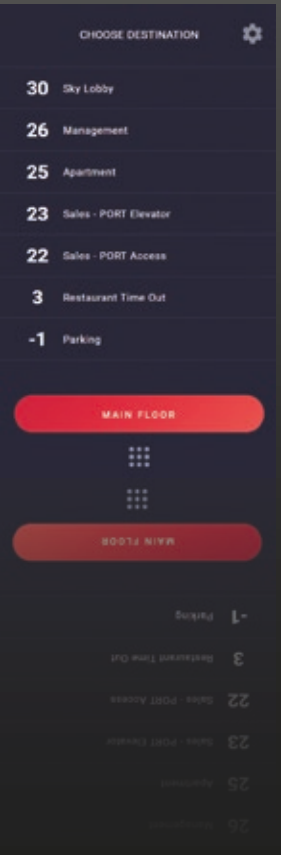
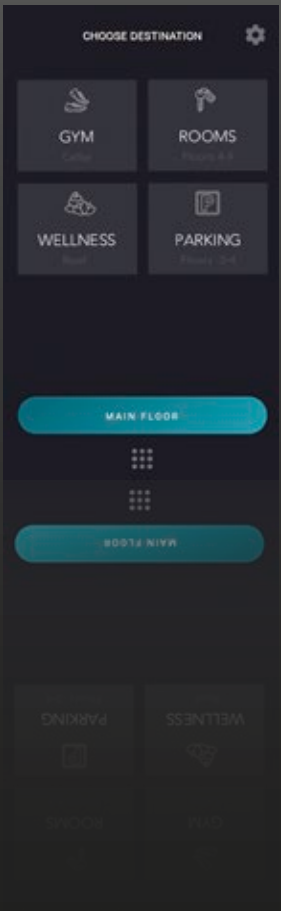
Guidance

Graphical or spoken instructions ensure that everyone can navigate the building successfully.



PortOS

The new PORT operating system can be completely customized in terms of functionality and style to suit your needs.



OPERATE.

PORT Technology.

The PORT Technology can reach it's full potential with the introduction of myPORT for your smart phone.

More than just an app, myPORT is a complete mobile strategy, allowing occupants to get where they need to be with all their access, guidance and transportation needs organized via their own smart phone.



Visitor invitation

Receive your visitor invitation via SMS or email directly to your smartphone – then simply scan the code at the barrier.



Transportation



Access system



Guidance

OPERATE.

Acting sustainably with green technologies.

Up to

40%

savings with
ECO mode

VDI rated A



**Highly
efficient
drives**

BEAM

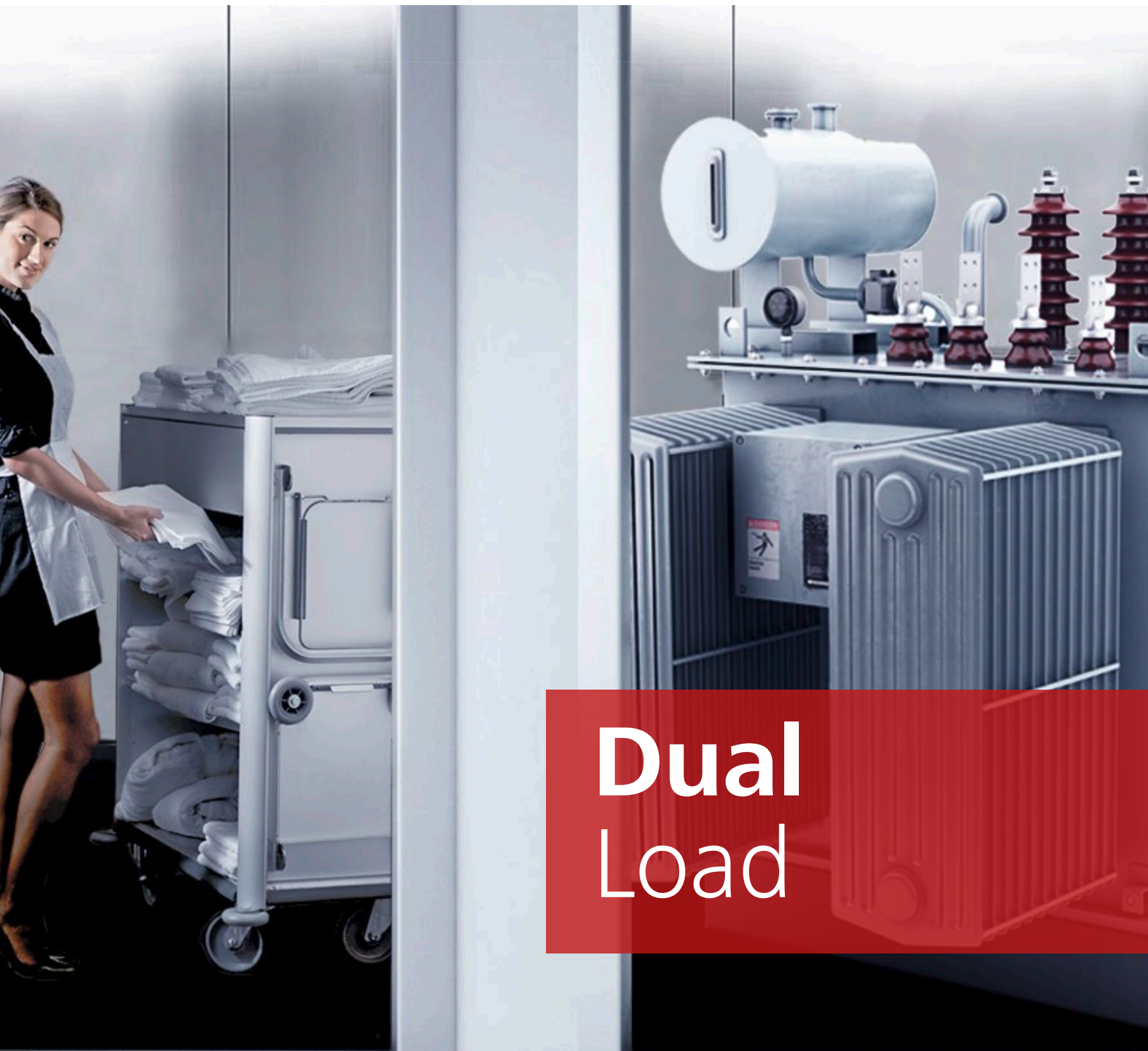
Inverter
Technology

**Green
Motion**
Technology

LEED

OPERATE.

Perfect solutions for your convenience.



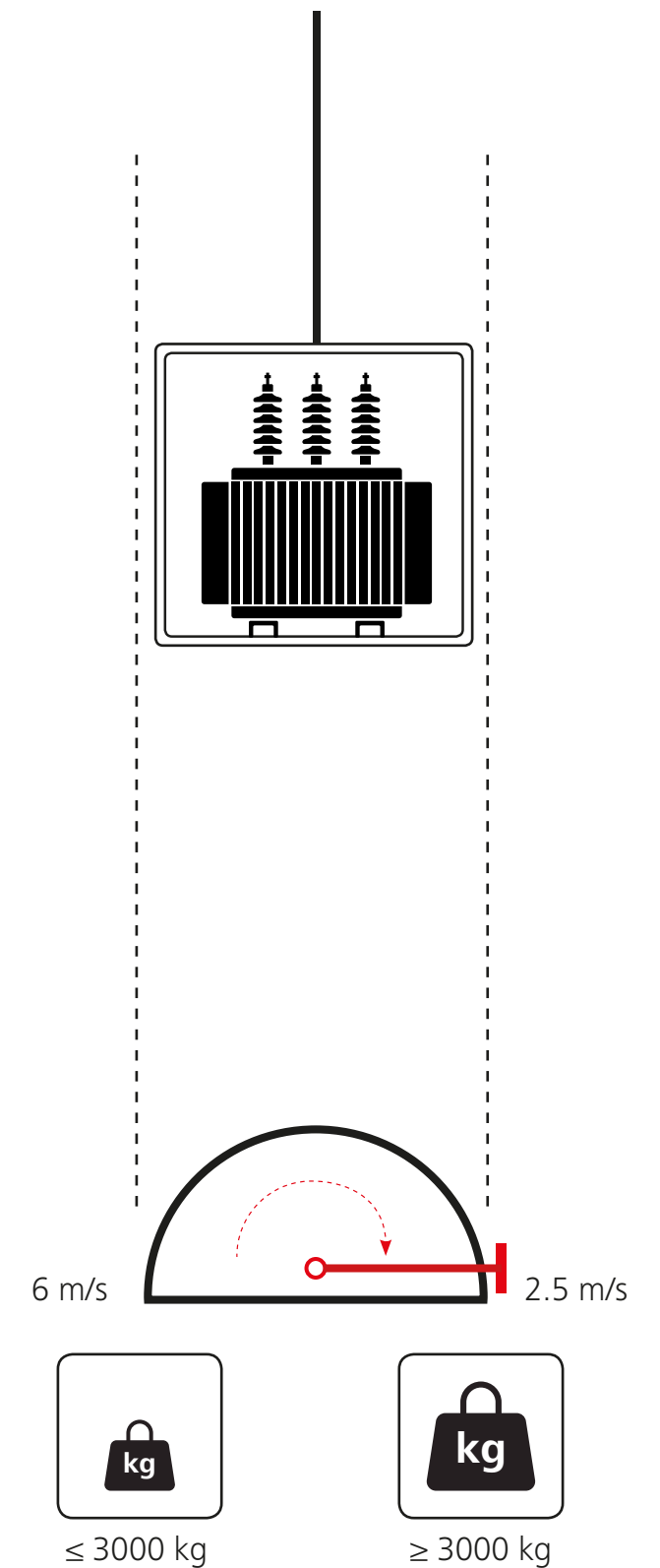
Dual Load

Schindler creates solutions which can benefit the building on a daily basis. One of them is for the movement of heavy goods without the need for a specific goods elevator.

In the event of needing to transport abnormally heavy loads through the goods elevators, Schindler Dual load allows the customer to exchange speed for weighted load at the flip of a switch.

This standard feature in the Schindler 7000 means:

- No configuration change necessary to perform switch
- No additional or separate heavy duty elevator required
- No negative impact on overall traffic performance



OPERATE.

Perfect solutions for your convenience.

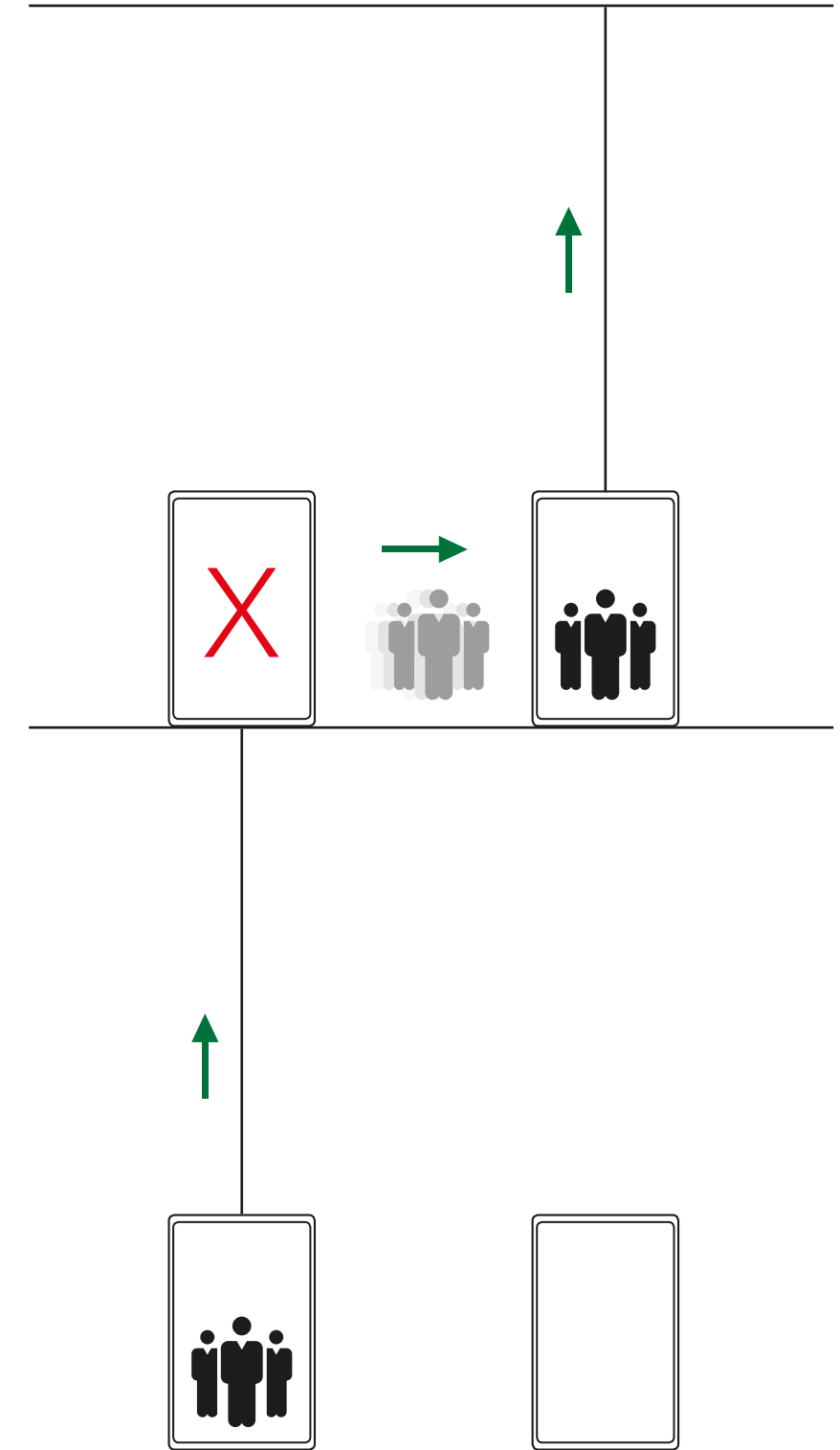


Graceful Release

The Schindler 7000, as standard, now has the ability to prevent passenger entrapments. We call this functionality **graceful release**.

Using advanced technologies, graceful release will ensure that in the highly unlikely event of a fault occurring, the elevator recognises the problem and parks itself at the closest available floor allowing the passengers to exit.

Once the passengers have exited the car, they are free to continue their journey with the other available cars and minimise any delay.



MAINTAIN.

Ensuring constant uptime.

Predictive

A truly digital elevator which informs you of the live performance of the elevator and predicts any maintenance required.

Automatic lubrication

Allows drives to be lubricated automatically with the correct amount of grease and at the right greasing intervals.

Trip-based

Maintenance based on actual usage/journeys taken rather than calendar schedule.

Tools equipment

We always ensure our technicians have all the correct tools for any job.

24/7 services

Schindler's call center dispatches or automatically re-routes the nearest Schindler technician to inspect the unit at hand.

Field link

One of the technician's tools to ensure efficient and accurate diagnostics on site.

SCHINDLER AHEAD.

Smart mobility solutions enable better services.



Connectivity, IoT Cloud and Analytics



Connected customers

- Improved transparency
- Always up-to-date
- Effective communication



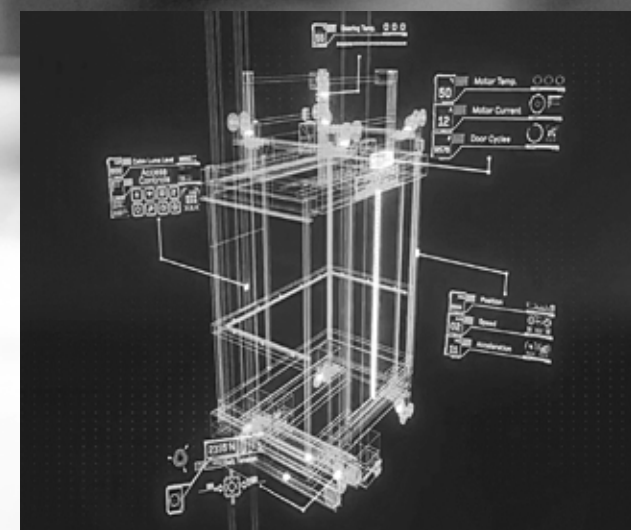
Connected passengers

- Easy and controlled access
- Constantly informed
- Entertainment



Connecting the dots

- First-in-Industry closed-loop platform
- Connecting all parties



Connected products

- Predictive analytics and machine learning
- Improved uptime



Connected personnel

- Better productivity
- Elevating service with real-time data

TURNING DATA INTO CUSTOMER BENEFITS



CONVENIENCE



INSIGHTS



UPTIME

PASSENGERS

- Reduction of waiting times and higher reliability
- Being kept informed about equipment status and maintenance work via app, text message or email
- Increased convenience and comfort thanks to interactive and personalized information and entertainment services

FACILITY MANAGER / ADMINISTRATOR

- High reliability and uptime with fast reaction times thanks to predictive maintenance
- Real-time information on equipment status and performance
- Full transparency on status of maintenance work thanks to push notifications via app, text message or email

BUILDING MANAGER / OWNER / DEVELOPER

- High reliability and uptime improve overall building performance
- Insights about component life-time allow for mid-term planning like repairs or modernization needs
- Complete digital documentation of equipment portfolio
- 24/7 digital emergency service

SCHINDLER AHEAD ACTIONBOARD

With Schindler ActionBoard you can view all elevator and escalator statuses, ongoing activities, performance indicators and usage statistics on your PC or mobile device.

IN CONTROL



Plan Ahead-Customizable reports deliver exactly what you need and the real-time status updates even enable you to track specific equipment.

FEATURES



- Portfolio overview
- Real-time information relay
- Notification and alerts
- IoEE connections
- Custom reports
- Equipment availability

BENEFITS



- Long term planning-historical and real-time data facilitates service or upgrade planning
- Customized information when and how you want it
- On the go – nothing is tied to the desk and all information travels with you via the Schindler Ahead ActionBoard App

A man in a dark suit stands with his back to the camera, looking out over a vast, dense city skyline from a high-rise building. The skyline is filled with numerous skyscrapers of varying heights and architectural styles, including a prominent building with a pointed top and another with a curved, glass facade. The sky is blue with scattered white clouds. The man's reflection is visible on the polished floor of the observation deck.

Iconic Achievements



Lakhta Center | Saint Peterburg
462 m



Warsaw Spire | Warsaw
220 m




Wuhan Greenland Center | Wuhan
636 m




**Menara Astra
Jakarta**
270 m



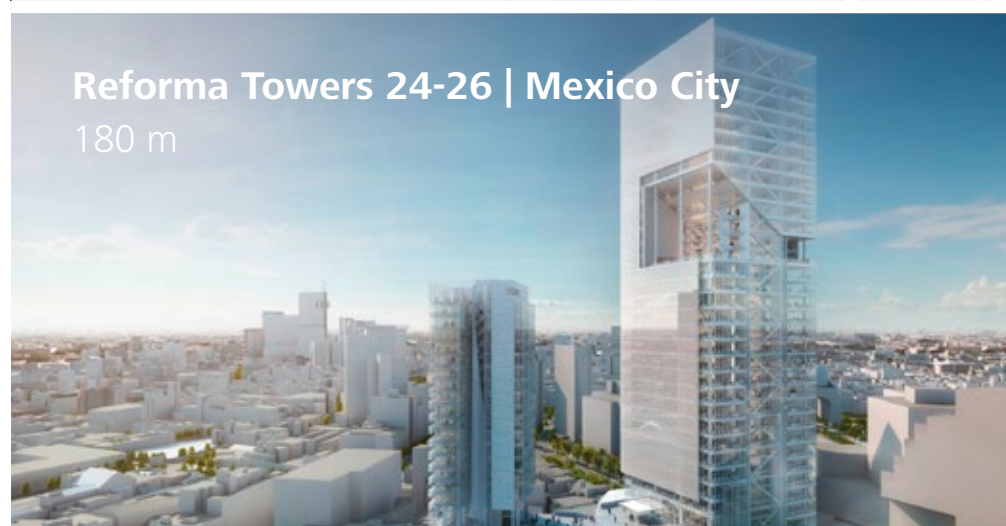
VietinBank | Hanoi
363 m




OMNITURM | Frankfurt
185 m



**Torre Reforma
Mexico City**
246 m



Reforma Towers 24-26 | Mexico City
180 m



**Delhi One
Noida, Delhi**
184 m



**Tencent Seafront Tower
Shenzhen**
250 m



**Ping An International
Finance Center | Shenzhen**
660 m